

# Moby4000



## For swing gates with leaves up to 3m.

Electromechanical gear motor surface mounted, also in 24Vdc version with magnetic encoder.

**Reliability and noiseless operation:** fewer components and patented layout of the internal components

**Easy installation and service** with the waterproof, quick connector and incorporated condenser

**Quick, easy** adjustment of the limit switches.


**Bronze volute** to guarantee safe closing.

### Recommended control units:

Mindy A3, A3F, A6, A6F, A60, A700F; for MB4024 Mindy A824

**24Vdc version** with magnetic encoder, perfect for intensive use.

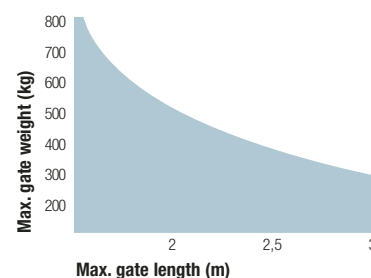
- easy programming by pressing a single button
- clutch with anti-crush safety feature
- automatic memorization of limit switches in opening and closing with self-learning function
- pause time programming; partial opening; slowdown during opening and closing
- the system will operate during a blackout by means of rechargeable batteries



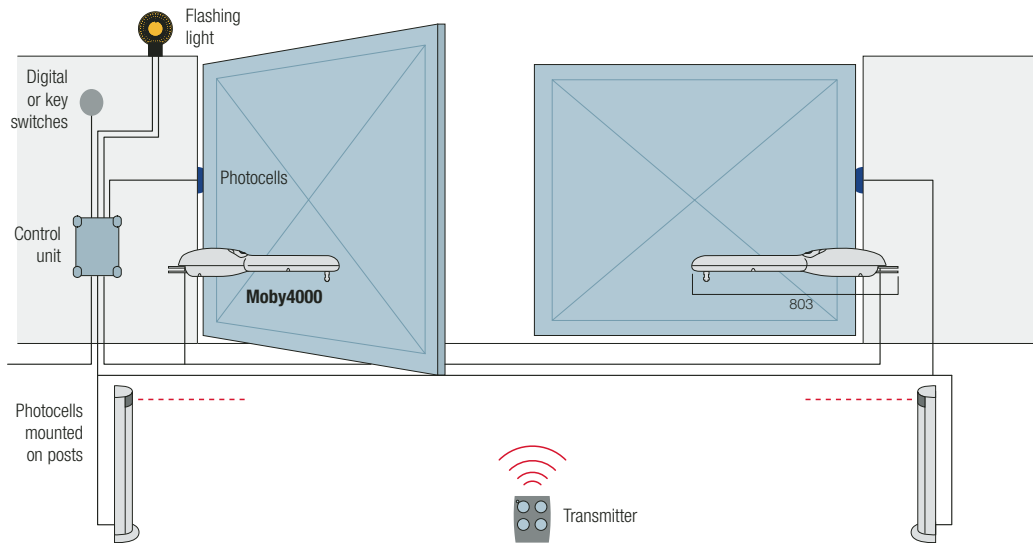
Code	Description	Pack/pallet
<b>MB4024</b>	irreversible, 24Vdc, with magnetic encoder, mechanical stop in opening	20
<b>MB4005</b>	irreversible, 230Vac, fast, with limit switch in opening	20
<b>MB4006</b>	irreversible, 230Vac, fast, with limit switch in opening and closing	20
<b>MB4015</b>	irreversible, 230Vac, slow, with limit switch in opening	20
<b>MB4605</b>	reversible, 230Vac, fast, with limit switch in opening	20
<b>MB4615</b>	reversible, 230Vac, slow, with limit switch in opening	20

Technical specifications		MB4024	MB4005	MB4006	MB4015	MB4605	MB4615
Power	(Vac 50Hz)	-	230				
	(Vdc)	24	-				
Current absorbed	(line) (A)	5	1.1		1.3		
Power absorbed	(W)	120	230		300		
Incorporated capacitor	(µF)	-	7				
Protection level	(IP)	44					
Speed	(m/s)	0.016		0.013	0.019	0.016	
Travel	(mm)	310	270	310			
Max thrust	(N)	2000					
Working temp.	(°C Min/Max)	-20 ÷ +50					
Thermal cut-out	(°C)	-	140				
Work cycle	(%)	80	30				
Dimensions	(mm)	803x110x110					
Weight	(kg)	6					

### Utilisation limits



The shape, the height of the gate and the weather conditions can considerably reduce the values shown in the graph to the side. Use in windy areas 230Vac models.



Approximate draft

**Accessories**



**PLA6**  
rear bracket  
250mm long  
Pc./pack 1



**PLA14**  
screw-adjustable  
rear bracket  
Pc./pack 2



**PLA15**  
screw-adjustable  
front bracket  
Pc./pack 2



**PLA10**  
vertical 12V electric lock  
(required for gates longer  
than 3m)  
Pc./pack 1



**PLA11**  
horizontal 12V electric lock  
(required for gates longer  
than 3m)  
Pc./pack 1



**PLA13**  
mechanical travel stops for  
closing and opening manoeuvres  
Pc./pack 4



**TS**  
signboard  
Pc./pack 1

**Accessories for MB4024**



**CARICA**  
plug-in card for battery  
charger for use with A824  
Pc./pack 1



**B12-B**  
12V 6Ah batteries  
Pc./pack 1



**B12V-C**  
12V 2Ah batteries  
Pc./pack 1



**BA3-A**  
Nice box for batteries

Nice recommends customers order products in pallets in order to facilitate storage and delivery, and ensure packs are uniform. The number of packs per single pallet has been specified for this reason.