


Individual Report		QCMD 2021 Enterovirus RNA EQA Programme				 Quality Control for Molecular Diagnostics	
Catalogue Code: QAV984104	Ref Code: EVRNA21	Challenge: C1	Analysis Type: Qualitative	Dataset: 436844	Report UID: 2677/436844/3395	Laboratory CZ023	

Intended Results / Panel Composition

Sample Code	Sample Content	Matrix	Sample Relationships ^[1]	Detection Frequency ^[2]	Sample Status ^[3]	Percentage Correct (All) ^[4]	
						(%)	(n)
EVRNA21C1-01	Negative	Transport Medium		Negative	CORE	99.2	127
EVRNA21C1-02	Coxsackievirus A24	Transport Medium	3.84 dPCR Log10 Copies/ml	Frequently Detected	CORE	100.0	127
EVRNA21C1-03	Enterovirus D68 B3	Transport Medium	5.10 dPCR Log10 Copies/ml	Detected	CORE	81.1	127
EVRNA21C1-04	Echovirus 25	Transport Medium	4.68 dPCR Log10 Copies/ml	Frequently Detected	CORE	100.0	127
EVRNA21C1-05	Coxsackievirus A9	Transport Medium	3.46 dPCR Log10 Copies/ml	Frequently Detected	CORE	99.2	127

[1] Sample Relationships: Indicates the relationships of the samples within this challenge. The highest titre member of dilution series DS1 is indicated by DS1_1 and further members of the series as DS1_2, DS1_3 etc. in order of reducing titre. Additional dilution series are indicated by DS2 (e.g. DS2_1, DS2_2 etc.), DS3 (e.g. DS3_1, DS3_2 etc.). If one duplicate pair is present this is indicated by 'D1'. Further duplicate pairs are indicated by 'D2', 'D3' etc.

[2] Detection Frequency: To aid qualitative analysis each panel member is assigned a frequency of detection. This is based on the peer group consensus of all qualitative results returned from participants within the EQA challenge / distribution.

[3] Sample Status: EQA samples are defined as "CORE" or "EDUCATIONAL". Core proficiency samples are reviewed by the QCMD Scientific Expert(s). This is on the basis of scientific information, clinical relevance, current literature and, where appropriate, professional clinical guidelines. Participating laboratories are expected to report core proficiency samples correctly within the EQA challenge / distribution.

[4] Percentage Correct (All): Percentage of datasets (%) reporting the correct qualitative result and the total number of datasets (n) reported for each panel member.

For further details please refer to the current participant manual.

[1] Sample Relationships: Includes dPCR Log10 Copies/ml, the value obtained using a digital droplet PCR assay.

Please note: The values provided are for reference only. The values obtained by individual participating laboratories will vary from the dPCR values provided. This is because quantitation is dependent on the molecular workflow each laboratory uses (i.e. nucleic acid extraction and molecular platform / assay) as well as the standards or reference material used to calibrate the molecular workflow. In the absence of an International Standard or Certified Reference Material (CRM), QCMD uses Internal Reference Materials (IRMs) with values established using a dPCR reference assay in order to support the consistency and traceability of the EQA materials. This also helps aid the comparison of results across laboratories.


Your Summary Results

EQA Assessment Group ^[1]

Commercial

Core Panel Detection (Qualitative) Score ^[2]

0

Individual Report		QCMD 2021 Enterovirus RNA EQA Programme			 Quality Control for Molecular Diagnostics	
Catalogue Code: QAV984104	Ref Code: EVRNA21	Challenge: C1	Analysis Type: Qualitative	Dataset: 436844	Report UID: 2677/436844/3395	Laboratory CZ023

Core Panel Members Results

Sample Code	Qualitative Results			Your Quantitative Data (for information only) ^[3]		
	Percentage Correct (All) ^[4]	Your Result ^[5]	Detection Score ^[6]	Reported Value	Unitage	Cycle Threshold
EVRNA21C1-01	99.2	Negative	0	0	Copies/ml	-
EVRNA21C1-02	100.0	Positive	0	25978	Copies/ml	27.69
EVRNA21C1-03	81.1	Positive	0	9478	Copies/ml	29.15
EVRNA21C1-04	100.0	Positive	0	12911	Copies/ml	28.72
EVRNA21C1-05	99.2	Positive	0	17	Copies/ml	39.43

[1] **EQA Assessment Group:** To aid data analysis, participant results are grouped according to the molecular amplification/detection method specified within their molecular workflow for this challenge / distribution. For further details refer to the *Additional Information: Individual Panel Member Analysis* section of this report.

[2] **Core Panel Detection (Qualitative) Score:** An overall core panel detection score provided per challenge / distribution.

[3] **Quantitative Data (for information only):** This is the quantitative value, unitage and cycle threshold you provided when you submitted your results. For qualitative programmes this information is not used as part of your formal EQA assessment.

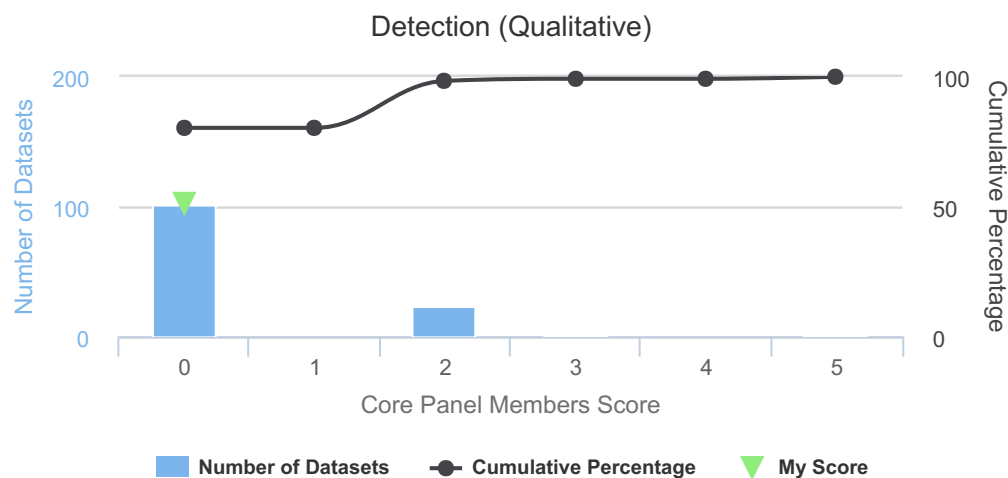
[4] **Percentage Correct (All):** Percentage of datasets (%) reporting the correct qualitative results for each panel member.


[5] **Your Result:** The qualitative result you reported for each sample within this EQA challenge / distribution.

[6] **Detection Score:** Your detection (qualitative) scores are based on the assigned detection frequency of each panel members, where 0 (zero) is "highly satisfactory" and 3 (three) is "highly unsatisfactory". Scores are provided for individual panel members.

For further details please refer to the current participant manual.

Core Panel Member Score Breakdown






Individual Report		QCMD 2021 Enterovirus RNA EQA Programme			 <small>Quality Control for Molecular Diagnostics</small>	
Catalogue Code: QAV984104	Ref Code: EVRNA21	Challenge: C1	Analysis Type: Qualitative	Dataset: 436844	Report UID: 2677/436844/3395	Laboratory CZ023

Core Panel Member Score Breakdown - Detection: This figure gives you a breakdown of the qualitative detection scores for all qualitative datasets returned within this EQA challenge / distribution independent of the EQA assessment group. Panel detection scores are generated from only those panel members that are defined as "CORE".

For further details please refer to the current participant manual.

My Workflow Details

The details of the workflow(s) used to submit your results for this challenge.


Name	GeneProof Enterovirus PCR Kit (v3)
Description	
Targets	 enterovirus
Assays	 Extraction - Manual Extraction Process <ul style="list-style-type: none"> ● Commercial <ul style="list-style-type: none"> ○ Kit Manufacturer: <i>GeneProof</i> ○ Kit Type: <i>PathogenFree RNA Isolation Kit</i>  Amplification - GeneProof - croBEE Real-Time PCR System <ul style="list-style-type: none"> ● Commercial <ul style="list-style-type: none"> ○ Kit Manufacturer: <i>GeneProof</i> ○ Kit Type: <i>GeneProof Enterovirus PCR Kit</i> ○ Kit Version: <i>ISEX</i>

Further Programme Details

Number of Participants	110
Number of Countries	25
Number of Respondents	106
Number of Datasets Submitted	127
Qualitative Results Returned	127 (100.0%)

Comments

Core sample EVRNA21C1-03 contains enterovirus D68 (clade B3) and was reported to be positive in 81% of datasets. This strain is currently in circulation and laboratories (using commercial and/or in house assays) should re-evaluate their assays if they have failed to detect enterovirus in this sample.

Individual Report		QCMD 2021 Enterovirus RNA EQA Programme				
Catalogue Code: QAV984104	Ref Code: EVRNA21	Challenge: C1	Analysis Type: Qualitative	Dataset: 436844	Report UID: 2677/436844/3395	Laboratory CZ023

EQA Programme Aims


To assess the ability of laboratories molecular assays to detect different types and concentrations of enterovirus (EV).

To review the performance of laboratories quantitative EV molecular assays.

Feedback and Enquiries

Participants are encouraged to read the QCMD Participants' Manual, which can be downloaded from the QCMD website.

Any enquiries should be submitted through the 'Contact Us' form that you can find in the 'Help' section of your QCMD (ITEMS) Participant Profile Area.

Individual Report		QCMD 2021 Enterovirus RNA EQA Programme			 QCMD <small>Quality Control for Molecular Diagnostics</small>	
Catalogue Code: QAV984104	Ref Code: EVRNA21	Challenge: C1	Analysis Type: Qualitative	Dataset: 436844	Report UID: 2677/436844/3395	Laboratory CZ023

Panel member analysis is separated into CORE samples followed by EDUCATIONAL samples.

Additional Core Samples Information

The following section has been categorised as shown below:


Core ► Qualitative

Individual Panel Member Analysis (Qualitative)

Qualitative analysis for each panel member is provided in relation to your EQA assessment group. EQA assessment groups are established using the molecular workflow information reported by all participants within this EQA challenge / distribution. The principal level of assessment is at the individual method level which is defined based on your reported “amplification/detection method” and other laboratories using the same or similar amplification/detection methods.

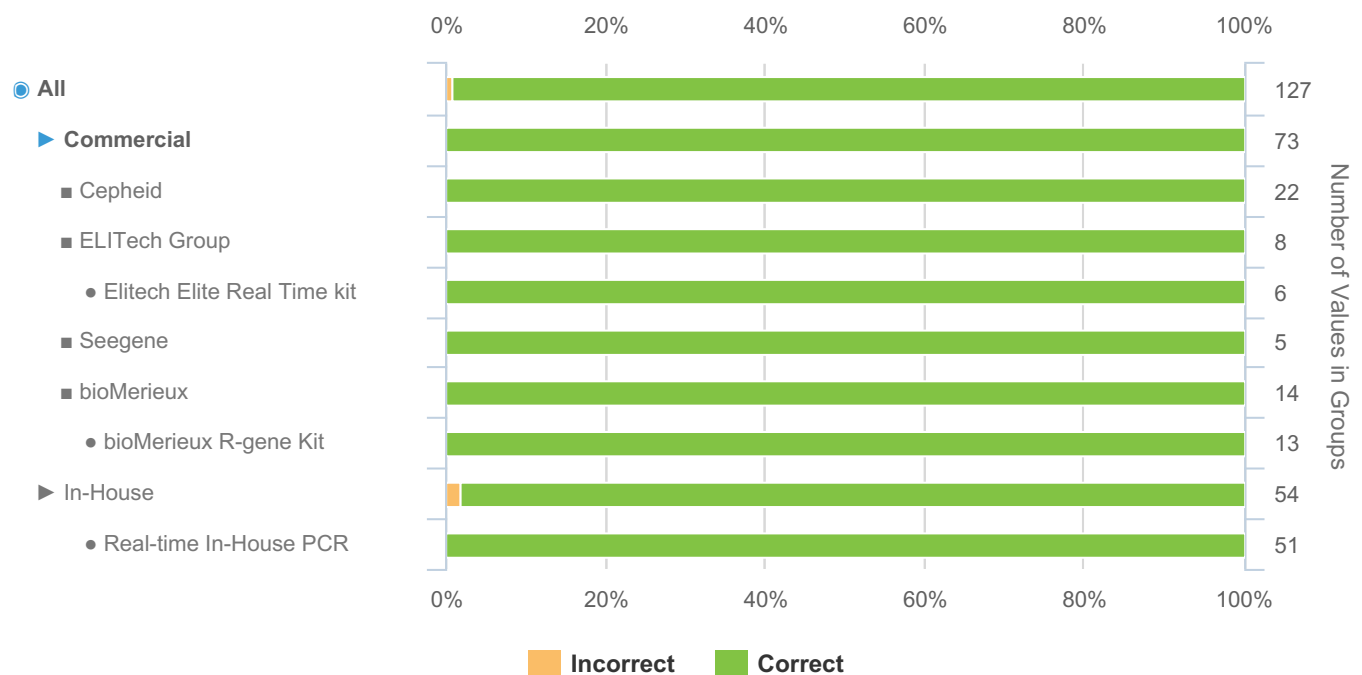
To allow meaningful assessment at the individual method level the EQA assessment group must consist of 5 or more datasets. If there are not sufficient datasets at the individual method level then your results will be included within a higher EQA assessment group based on whether it is a commercial or in house technology/method. The highest level assessment grouping is “All” participant reported qualitative results.

A breakdown of qualitative results reported by participants on each of the panel members within this EQA challenge / distribution is provided below. You can compare your results to those within your EQA assessment group and those obtained within other EQA assessment groups or to the overall consensus for each sample within this EQA challenge / distribution.

Individual Report		QCMD 2021 Enterovirus RNA EQA Programme					
Catalogue Code: QAV984104	Ref Code: EVRNA21	Challenge: C1	Analysis Type: Qualitative	Dataset: 436844	Report UID: 2677/436844/3395	Laboratory CZ023	

EVRNA21C1-01 - Qualitative Results Breakdown

Sample Code	Sample Content	Matrix	Sample Relationships	Detection Frequency	Sample Status	Percentage Correct (All)	
						(%)	(n)
EVRNA21C1-01	Negative	Transport Medium		Negative	CORE	99.2	127

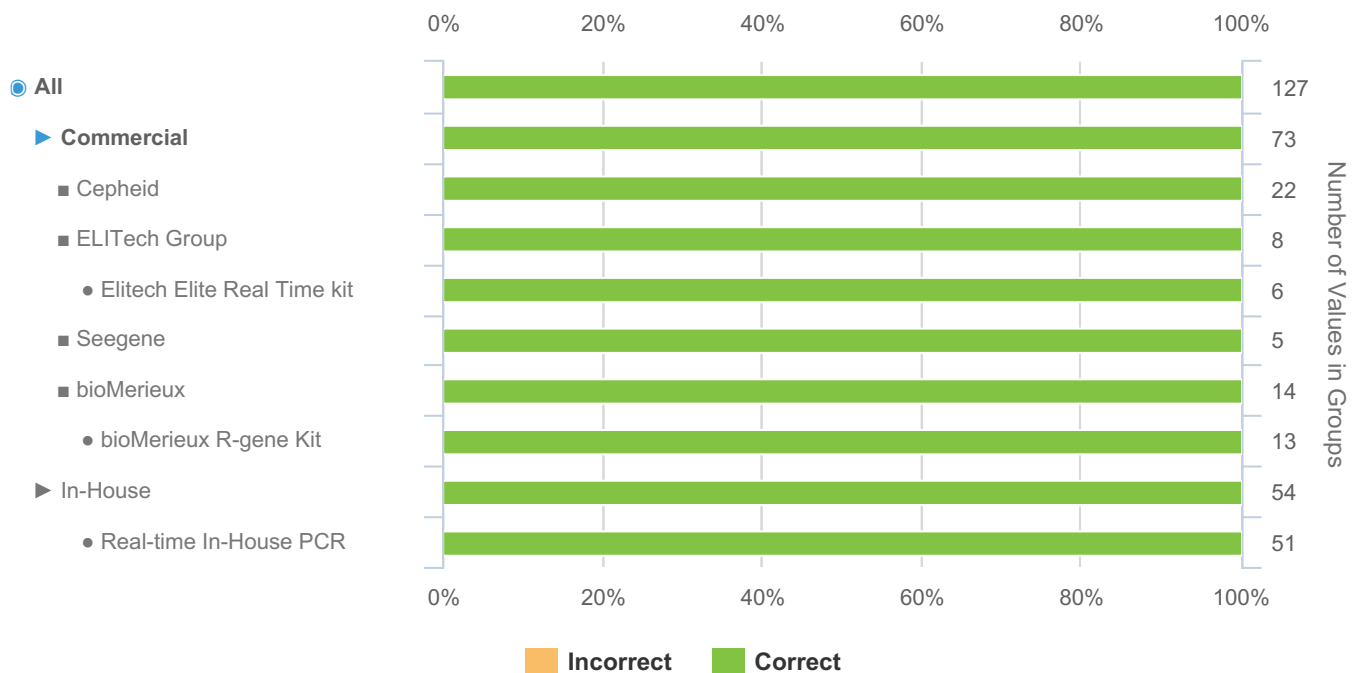


Groups below n=5: AB Analytica (n=3), AB Analytica - AB Analytica REALQUALITY RQ (n=3), Altona Diagnostics (n=1), Altona Diagnostics - Altona Diagnostics RealStar (n=1), AmpliSens (n=1), AmpliSens - AmpliSens Real Time PCR (n=1), AusDiagnostics (n=1), AusDiagnostics - AusDiagnostics Easy-Plex (n=1), Certest (n=1), Certest - Certest Real Time PCR (n=1), Diagenode (n=3), Diagenode - Diagenode Real Time kit (n=3), ELITech Group - Elitech Alert Real Time Q-PCR kit (n=1), ELITech Group - Elitech GeneFinder (n=1), GeneProof (n=2), GeneProof - GeneProof Real Time PCR kit (n=2), Jiangsu Bioperfectus (n=1), Jiangsu Bioperfectus - Jiangsu Bioperfectus Real Time PCR (n=1), Liferiver (n=1), Liferiver - Liferiver Real Time PCR (n=1), Progenie Molecular (n=3), Progenie Molecular - Progenie Molecular RealCycler (n=3), QIAGEN (n=1), QIAGEN - Qiagen QIastat-Dx (n=1), R-Biopharm (n=4), R-Biopharm - R-Biopharm RIDA Gene (n=4), bioMerieux - BioFire FilmArray ME (n=1), fast-track DIAGNOSTICS (n=2), fast-track DIAGNOSTICS - FTD real time PCR (n=2), In-House - Conventional In-House PCR (n=3)

Groups Rolled Up: Cepheid - Cepheid Xpert kit (n=22), Seegene - Seegene Allplex (n=5)


EVRNA21C1-02 - Qualitative Results Breakdown

Sample Code	Sample Content	Matrix	Sample Relationships	Detection Frequency	Sample Status	Percentage Correct (All)	
						(%)	(n)
EVRNA21C1-02	Coxsackievirus A24	Transport Medium	3.84 dPCR Log10 Copies/ml	Frequently Detected	CORE	100.0	127



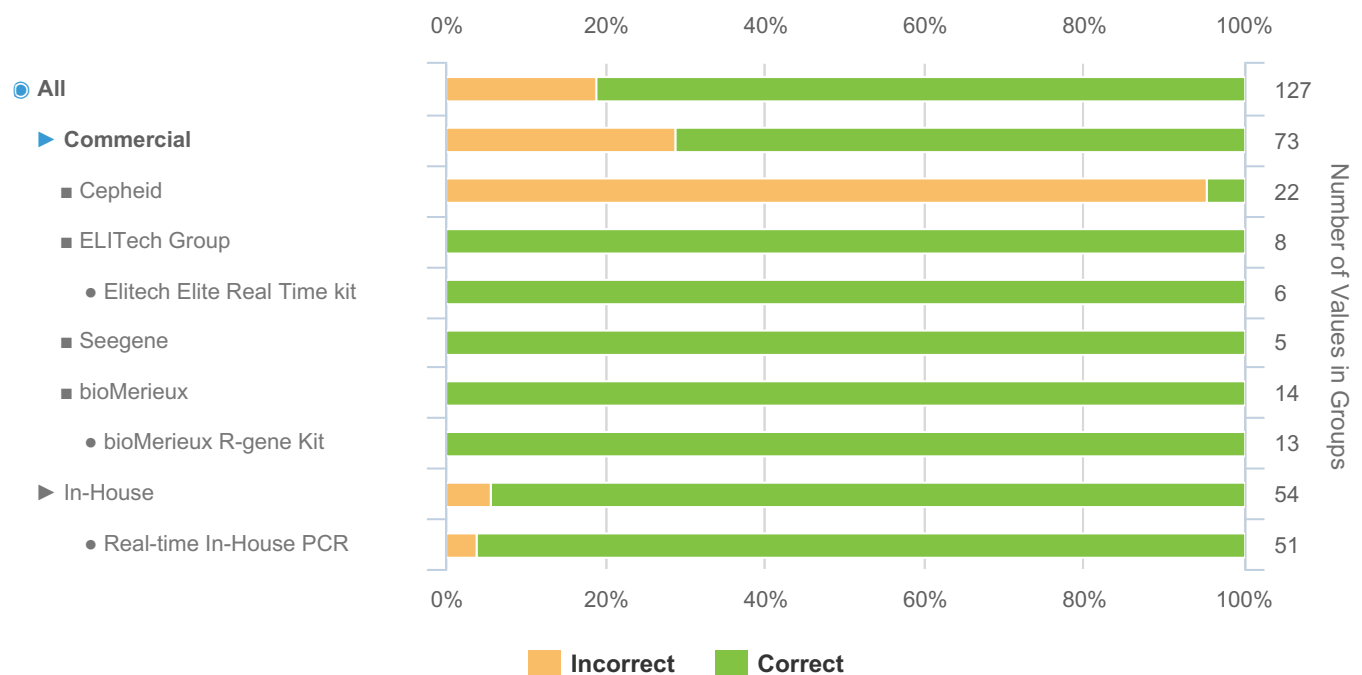
Groups below n=5: AB Analytica (n=3), AB Analytica - AB Analytica REALQUALITY RQ (n=3), Altona Diagnostics (n=1), Altona Diagnostics - Altona Diagnostics RealStar (n=1), AmpliSens (n=1), AmpliSens - AmpliSens Real Time PCR (n=1), AusDiagnostics (n=1), AusDiagnostics - AusDiagnostics Easy-Plex (n=1), Certest (n=1), Certest - Certest Real Time PCR (n=1), Diagenode (n=3), Diagenode - Diagenode Real Time kit (n=3), ELITech Group - Elitech Alert Real Time Q-PCR kit (n=1), ELITech Group - Elitech GeneFinder (n=1), GeneProof (n=2), GeneProof - GeneProof Real Time PCR kit (n=2), Jiangsu Bioperfectus (n=1), Jiangsu Bioperfectus - Jiangsu Bioperfectus Real Time PCR (n=1), Liferiver (n=1), Liferiver - Liferiver Real Time PCR (n=1), Progenie Molecular (n=3), Progenie Molecular - Progenie Molecular RealCycler (n=3), QIAGEN (n=1), QIAGEN - Qiagen QIAstat-Dx (n=1), R-Biopharm (n=4), R-Biopharm - R-Biopharm RIDA Gene (n=4), bioMerieux - BioFire FilmArray ME (n=1), fast-track DIAGNOSTICS (n=2), fast-track DIAGNOSTICS - FTD real time PCR (n=2), In-House - Conventional In-House PCR (n=3)

Groups Rolled Up: Cepheid - Cepheid Xpert kit (n=22), Seegene - Seegene Allplex (n=5)

Individual Report		QCMD 2021 Enterovirus RNA EQA Programme					
Catalogue Code: QAV984104	Ref Code: EVRNA21	Challenge: C1	Analysis Type: Qualitative	Dataset: 436844	Report UID: 2677/436844/3395	Laboratory CZ023	


EVRNA21C1-03 - Qualitative Results Breakdown

Sample Code	Sample Content	Matrix	Sample Relationships	Detection Frequency	Sample Status	Percentage Correct (All)	
						(%)	(n)
EVRNA21C1-03	Enterovirus D68 B3	Transport Medium	5.10 dPCR Log10 Copies/ml	Detected	CORE	81.1	127



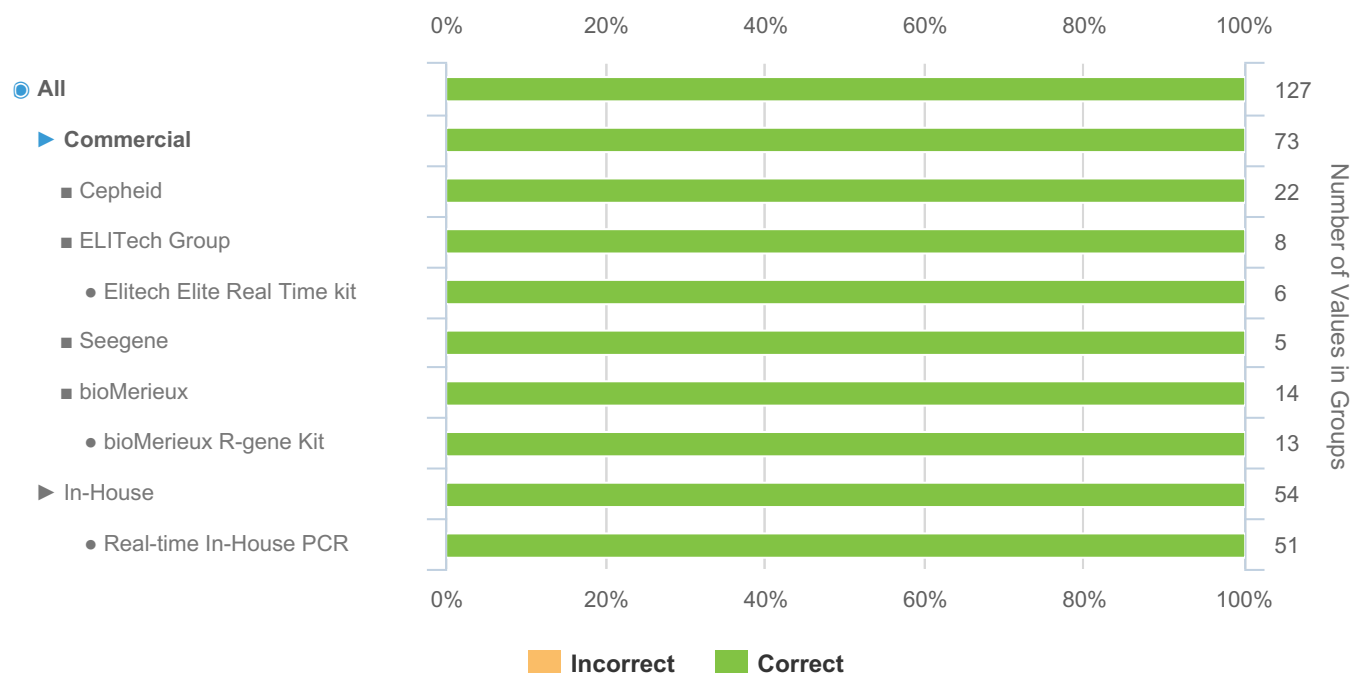
Groups below n=5: AB Analytica (n=3), AB Analytica - AB Analytica REALQUALITY RQ (n=3), Altona Diagnostics (n=1), Altona Diagnostics - Altona Diagnostics RealStar (n=1), AmpliSens (n=1), AmpliSens - AmpliSens Real Time PCR (n=1), AusDiagnostics (n=1), AusDiagnostics - AusDiagnostics Easy-Plex (n=1), Certest (n=1), Certest - Certest Real Time PCR (n=1), Diagenode (n=3), Diagenode - Diagenode Real Time kit (n=3), ELITech Group - Elitech Alert Real Time Q-PCR kit (n=1), ELITech Group - Elitech GeneFinder (n=1), GeneProof (n=2), GeneProof - GeneProof Real Time PCR kit (n=2), Jiangsu Bioperfectus (n=1), Jiangsu Bioperfectus - Jiangsu Bioperfectus Real Time PCR (n=1), Liferiver (n=1), Liferiver - Liferiver Real Time PCR (n=1), Progenie Molecular (n=3), Progenie Molecular - Progenie Molecular RealCycler (n=3), QIAGEN (n=1), QIAGEN - Qiagen QIastat-Dx (n=1), R-Biopharm (n=4), R-Biopharm - R-Biopharm RIDA Gene (n=4), bioMerieux - BioFire FilmArray ME (n=1), fast-track DIAGNOSTICS (n=2), fast-track DIAGNOSTICS - FTD real time PCR (n=2), In-House - Conventional In-House PCR (n=3)

Groups Rolled Up: Cepheid - Cepheid Xpert kit (n=22), Seegene - Seegene Allplex (n=5)

Individual Report		QCMD 2021 Enterovirus RNA EQA Programme					
Catalogue Code: QAV984104	Ref Code: EVRNA21	Challenge: C1	Analysis Type: Qualitative	Dataset: 436844	Report UID: 2677/436844/3395	Laboratory CZ023	


EVRNA21C1-04 - Qualitative Results Breakdown

Sample Code	Sample Content	Matrix	Sample Relationships	Detection Frequency	Sample Status	Percentage Correct (All)	
						(%)	(n)
EVRNA21C1-04	Echovirus 25	Transport Medium	4.68 dPCR Log10 Copies/ml	Frequently Detected	CORE	100.0	127



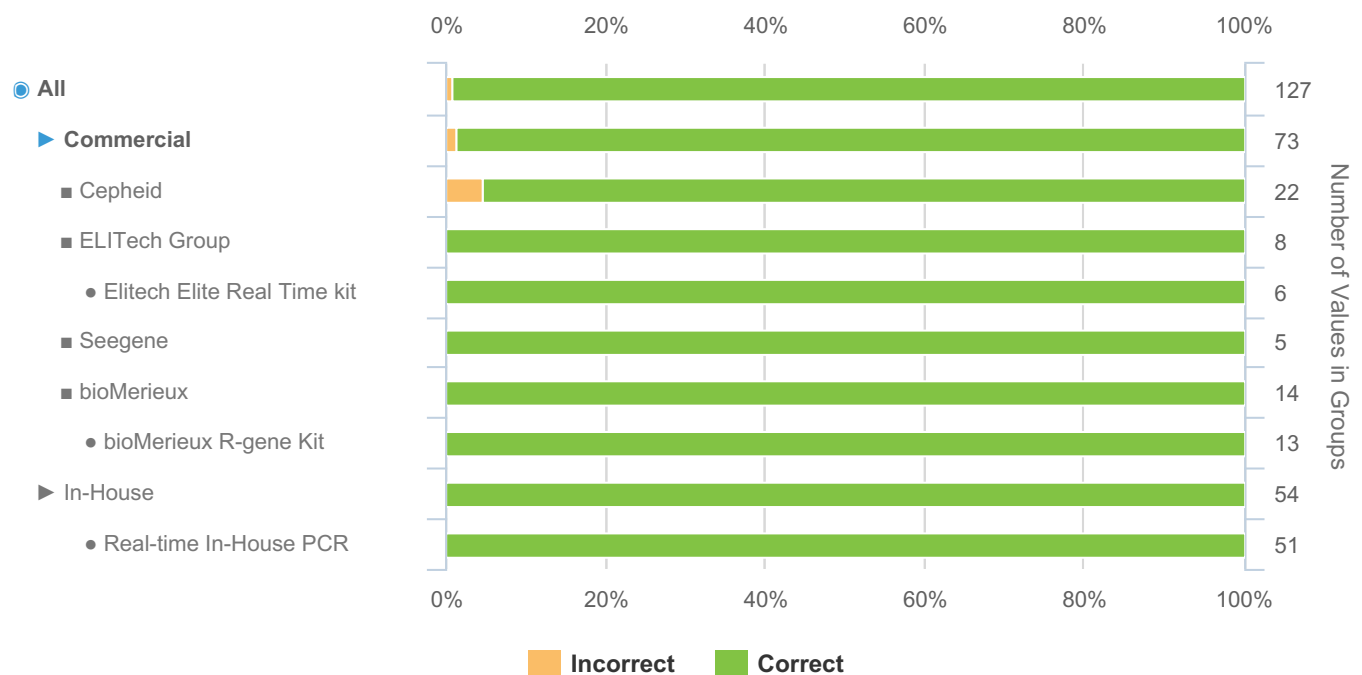
Groups below n=5: AB Analytica (n=3), AB Analytica - AB Analytica REALQUALITY RQ (n=3), Altona Diagnostics (n=1), Altona Diagnostics - Altona Diagnostics RealStar (n=1), AmpliSens (n=1), AmpliSens - AmpliSens Real Time PCR (n=1), AusDiagnostics (n=1), AusDiagnostics - AusDiagnostics Easy-Plex (n=1), Certest (n=1), Certest - Certest Real Time PCR (n=1), Diagenode (n=3), Diagenode - Diagenode Real Time kit (n=3), ELITech Group - Elitech Alert Real Time Q-PCR kit (n=1), ELITech Group - Elitech GeneFinder (n=1), GeneProof (n=2), GeneProof - GeneProof Real Time PCR kit (n=2), Jiangsu Bioperfectus (n=1), Jiangsu Bioperfectus - Jiangsu Bioperfectus Real Time PCR (n=1), Liferiver (n=1), Liferiver - Liferiver Real Time PCR (n=1), Progenie Molecular (n=3), Progenie Molecular - Progenie Molecular RealCycler (n=3), QIAGEN (n=1), QIAGEN - Qiagen QIAstat-Dx (n=1), R-Biopharm (n=4), R-Biopharm - R-Biopharm RIDA Gene (n=4), bioMerieux - BioFire FilmArray ME (n=1), fast-track DIAGNOSTICS (n=2), fast-track DIAGNOSTICS - FTD real time PCR (n=2), In-House - Conventional In-House PCR (n=3)

Groups Rolled Up: Cepheid - Cepheid Xpert kit (n=22), Seegene - Seegene Allplex (n=5)

Individual Report		QCMD 2021 Enterovirus RNA EQA Programme			 <small>Quality Control for Molecular Diagnostics</small>	
Catalogue Code: QAV984104	Ref Code: EVRNA21	Challenge: C1	Analysis Type: Qualitative	Dataset: 436844	Report UID: 2677/436844/3395	Laboratory CZ023


EVRNA21C1-05 - Qualitative Results Breakdown

Sample Code	Sample Content	Matrix	Sample Relationships	Detection Frequency	Sample Status	Percentage Correct (All)	
						(%)	(n)
EVRNA21C1-05	Coxsackievirus A9	Transport Medium	3.46 dPCR Log10 Copies/ml	Frequently Detected	CORE	99.2	127



Groups below n=5: AB Analytica (n=3), AB Analytica - AB Analytica REALQUALITY RQ (n=3), Altona Diagnostics (n=1), Altona Diagnostics - Altona Diagnostics RealStar (n=1), AmpliSens (n=1), AmpliSens - AmpliSens Real Time PCR (n=1), AusDiagnostics (n=1), AusDiagnostics - AusDiagnostics Easy-Plex (n=1), Certest (n=1), Certest - Certest Real Time PCR (n=1), Diagenode (n=3), Diagenode - Diagenode Real Time kit (n=3), ELITech Group - Elitech Alert Real Time Q-PCR kit (n=1), ELITech Group - Elitech GeneFinder (n=1), GeneProof (n=2), GeneProof - GeneProof Real Time PCR kit (n=2), Jiangsu Bioperfectus (n=1), Jiangsu Bioperfectus - Jiangsu Bioperfectus Real Time PCR (n=1), Liferiver (n=1), Liferiver - Liferiver Real Time PCR (n=1), Progenie Molecular (n=3), Progenie Molecular - Progenie Molecular RealCycler (n=3), QIAGEN (n=1), QIAGEN - Qiagen QIastat-Dx (n=1), R-Biopharm (n=4), R-Biopharm - R-Biopharm RIDA Gene (n=4), bioMerieux - BioFire FilmArray ME (n=1), fast-track DIAGNOSTICS (n=2), fast-track DIAGNOSTICS - FTD real time PCR (n=2), In-House - Conventional In-House PCR (n=3)

Groups Rolled Up: Cepheid - Cepheid Xpert kit (n=22), Seegene - Seegene Allplex (n=5)

Individual Report		QCMD 2021 Enterovirus RNA EQA Programme					
Catalogue Code: QAV984104	Ref Code: EVRNA21	Challenge: C1	Analysis Type: Qualitative	Dataset: 436844	Report UID: 2677/436844/3395	Laboratory CZ023	

QCMD © 2021. The QCMD EQA programme samples, associated reports and data generated during this programme are intended for External Quality Assessment (EQA) and Proficiency Testing (PT) purposes only. QCMD operates according to a strict Code of Practice which is in line with ISO/IEC 17043 and associated standards. Data reported in QCMD programmes is representative of a laboratory's standard diagnostic testing protocols irrespective of the technology they use. The data provided in the reports are based on technical information provided by the individual laboratories as part of the assessment process, as such it does not constitute a formal technology method comparison. All text and images produced by QCMD are the property of QCMD unless otherwise stated.

The reproduction and use of these materials is not permitted without the express written consent of QCMD. The use of the information provided in QCMD reports for commercial purposes is strictly prohibited.