


Individual Report		QCMD 2021 Human Cytomegalovirus DNA EQA Programme					
Catalogue Code: QAV014120	Ref Code: CMVDNA21	Challenge: C2	Analysis Type: Qualitative and Quantitative	Dataset: 495106	Report UID: 2677/495106/3854	Laboratory CZ023	

Intended Results / Panel Composition

Sample Code	Sample Content	Matrix	Sample Relationships ^[1]	Detection Frequency ^[2]	Sample Status ^[3]	Consensus (Copies/ml) ^[4]		Range ^[5]
						(Log ₁₀)	(n)	
CMVDNA21C2-01	CMV AD169	Plasma		Frequently Detected	CORE	2.997	62	2.377 - 4.299
CMVDNA21C2-02	CMV Clinical	Plasma		Frequently Detected	CORE	3.000	62	1.914 - 4.568
CMVDNA21C2-03	CMV Clinical	Plasma		Detected	CORE	2.614	52	1.833 - 3.662
CMVDNA21C2-04	EBV B95-8	Plasma		Negative	CORE	N/A	N/A	N/A
CMVDNA21C2-05	CMV Clinical	Plasma		Frequently Detected	CORE	3.256	63	1.964 - 4.774

[1] **Sample Relationships:** Indicates the relationships of the samples within this challenge. The highest titre member of dilution series DS1 is indicated by DS1_1 and further members of the series as DS1_2, DS1_3 etc. in order of reducing titre. Additional dilution series are indicated by DS2 (e.g. DS2_1, DS2_2 etc.), DS3 (e.g. DS3_1, DS3_2 etc.). If one duplicate pair is present this is indicated by 'D1'. Further duplicate pairs are indicated by 'D2', 'D3' etc.

[2] **Detection Frequency:** To aid qualitative analysis each panel member is assigned a frequency of detection. This is based on the peer group consensus of all qualitative results returned from participants within the EQA challenge / distribution.

[3] **Sample Status:** EQA samples are defined as "CORE" or "EDUCATIONAL". Core proficiency samples are reviewed by the QCMD Scientific Expert(s). This is on the basis of scientific information, clinical relevance, current literature and, where appropriate, professional clinical guidelines. Participating laboratories are expected to report core proficiency samples correctly within the EQA challenge / distribution.


[4] **Consensus (Copies/ml):** Mean consensus (Log₁₀) calculated from data returned by participants with outliers removed and number of quantitative results (n) returned for each panel member.

[5] **Range:** Maximum and minimum quantitative value (Copies/ml) reported by participants within this challenge without outliers removed.

For further details please refer to the current participant manual.

Your Summary Results

Units	Copies/ml
EQA Assessment Group ^[1]	Commercial
Core Panel Detection (Qualitative) Score ^[2]	<input type="text" value="0"/>
Core Panel Estimation (Quantitative) Score ^[3]	<input type="text" value="0"/>

Individual Report		QCMD 2021 Human Cytomegalovirus DNA EQA Programme			 Quality Control for Molecular Diagnostics		
Catalogue Code: QAV014120	Ref Code: CMVDNA21	Challenge: C2	Analysis Type: Qualitative and Quantitative	Dataset: 495106	Report UID: 2677/495106/3854	Laboratory CZ023	

Core Panel Members Results

Sample Code	Unitage	EQA Assessment Group Consensus [4]	SD [5]	Quantitative Result		Qualitative Result		
				Your Result [6]	Estimation Score [7]	Percentage Correct (All) [8]	Your Result [9]	Detection Score [10]
CMVDNA21C2-01	Copies/ml	2.991	0.321	2.715	0	97.0	Positive	0
CMVDNA21C2-02	Copies/ml	2.952	0.457	2.850	0	97.0	Positive	0
CMVDNA21C2-03	Copies/ml	2.585	0.437	2.526	0	92.5	Positive	0
CMVDNA21C2-04	Copies/ml	N/A	-	LOD/NR	N/A	95.5	Negative	0
CMVDNA21C2-05	Copies/ml	3.245	0.443	3.166	0	98.5	Positive	0

All quantitative values above expressed in Log₁₀ Copies/ml.

[1] **EQA Assessment Group:** To aid data analysis, participant results are grouped according to the molecular amplification/detection method specified within their molecular workflow for this challenge / distribution. For further details refer to the *Additional Information: Individual Panel Member Analysis* section of this report.

[2] **Core Panel Detection (Qualitative) Score:** An overall core panel detection score provided per challenge / distribution.

[3] **Core Panel Estimation (Quantitative) Score:** An overall core panel estimation score provided per challenge / distribution.

[4] **EQA Assessment Group Consensus:** The mean value for all results within your EQA assessment group.

[5] **SD:** The standard deviation for results from your EQA assessment group.

[6] **Your Quantitative Result:** The quantitative result you returned for each sample within this EQA challenge. LOD/NR (limit of detection or not reported).


[7] **Estimation Score:** Your estimation (quantitative) scores are calculated based on your variation from the consensus for your EQA assessment group. With 0 (zero) scored if the quantitative value you reported is within one standard deviation (SD) from your EQA assessment group consensus, 1 (one) if your quantitative value is between one and two SDs, 2 (two) if your quantitative value is within two and three SDs and 3 (three) if your quantitative value is more than three SDs from the mean of your EQA assessment group.

[8] **Percentage Correct (All):** Percentage of datasets (%) reporting the correct qualitative results for each panel member.

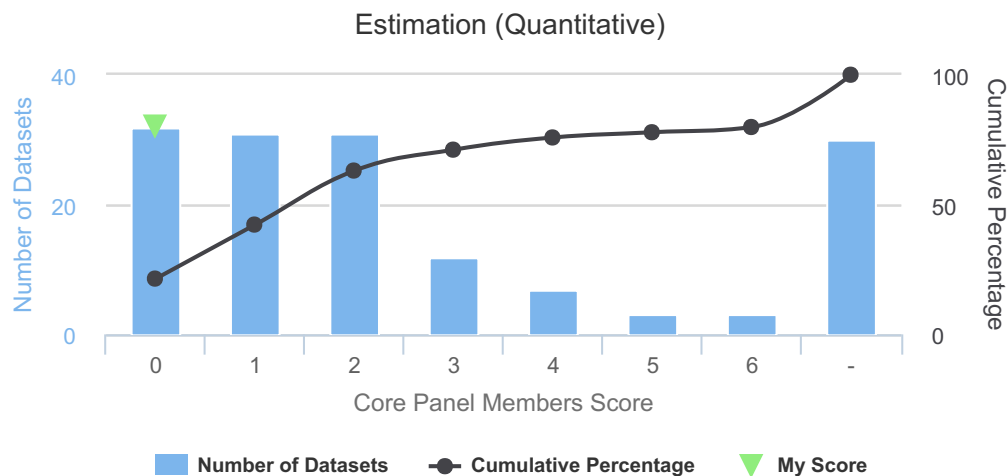
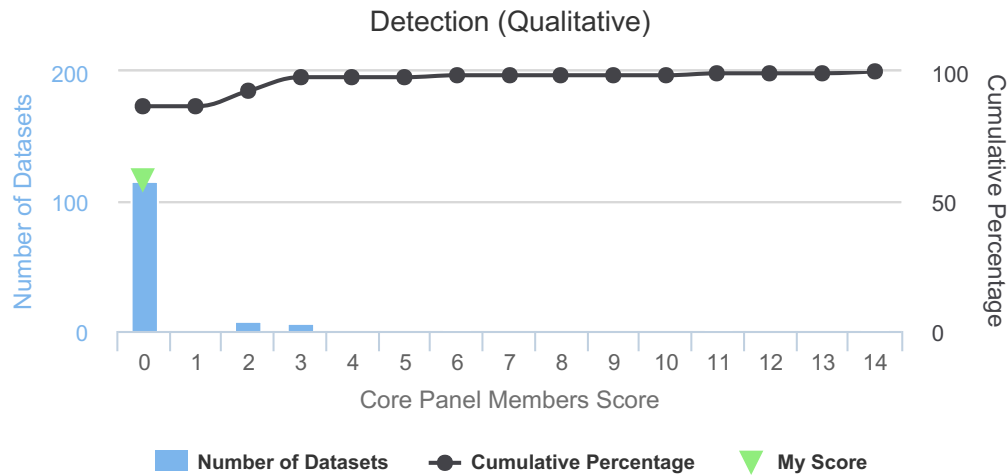
[9] **Your Qualitative Result:** The qualitative result you reported for each sample within this EQA challenge / distribution.

[10] **Detection Score:** Your detection (qualitative) scores are based on the assigned detection frequency of each panel members, where 0 (zero) is "highly satisfactory" and 3 (three) is "highly unsatisfactory". Scores are provided for individual panel members.

For further details please refer to the current participant manual.


Individual Report	QCMD 2021 Human Cytomegalovirus DNA EQA Programme				 Quality Control for Molecular Diagnostics	
Catalogue Code: QAV014120	Ref Code: CMVDNA21	Challenge: C2	Analysis Type: Qualitative and Quantitative	Dataset: 495106	Report UID: 2677/495106/3854	Laboratory: CZ023

Core Panel Member Score Breakdown



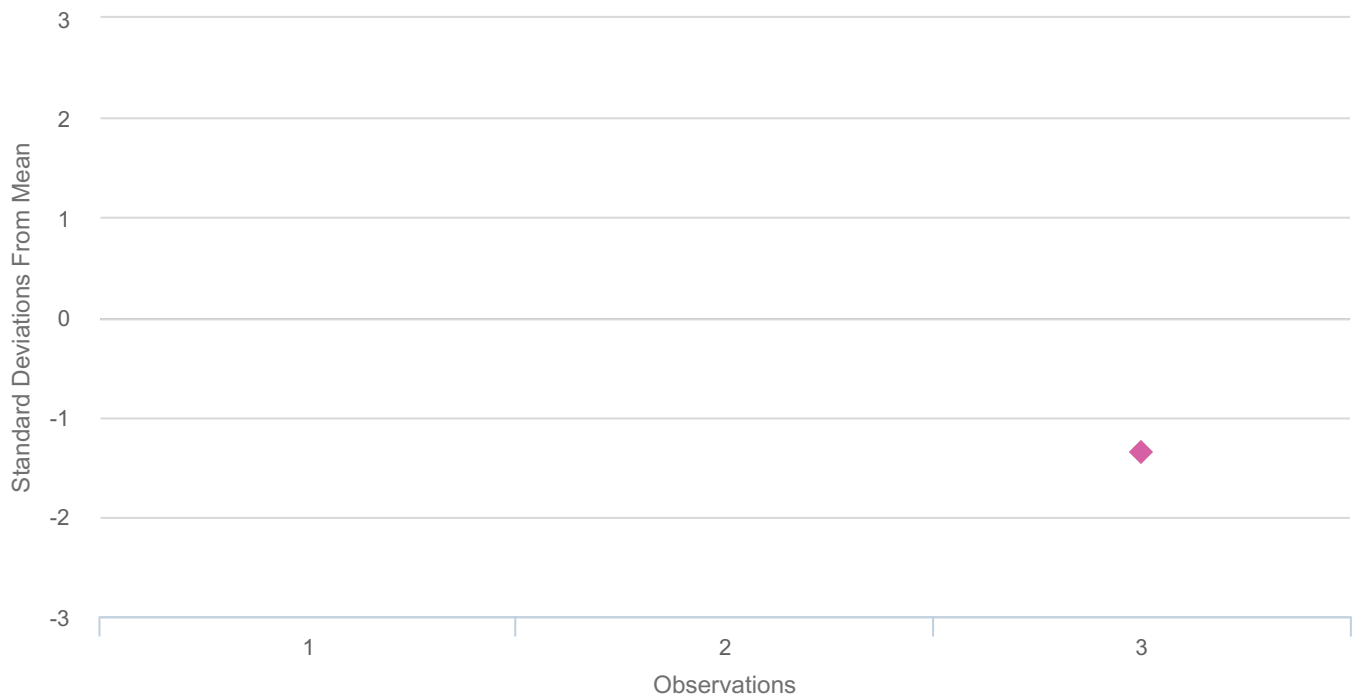
Core Panel Member Score Breakdown - Detection: This figure gives you a breakdown of the qualitative detection scores for all qualitative datasets returned within this EQA challenge / distribution independent of the EQA assessment group. Panel detection scores are generated from only those panel members that are defined as "CORE".

Core Panel Member Score Breakdown - Estimation: This figure gives you a breakdown of the quantitative estimation scores for all quantitative datasets returned within this EQA challenge / distribution independent of the EQA assessment group. Panel estimation scores are based on positive core panel members only. Those datasets that did not return quantitative values for all core samples are represented by '-'.
For further details please refer to the current participant manual.

Individual Report		QCMD 2021 Human Cytomegalovirus DNA EQA Programme			 <small>Quality Control for Molecular Diagnostics</small>	
Catalogue Code: QAV014120	Ref Code: CMVDNA21	Challenge: C2	Analysis Type: Qualitative and Quantitative	Dataset: 495106	Report UID: 2677/495106/3854	Laboratory: CZ023

Duplicate Sample Performance Over Time

Series 2



Observation Details

- 1: CMVDNA101C2-01 - CMVDNA101C1-01: Your Variation N/A (Copies/ml): Overall Mean Variation -0.011: Overall SD 0.287.
- 2: CMVDNA21C1-01 - CMVDNA101C2-01: Your Variation N/A (Copies/ml): Overall Mean Variation -0.024: Overall SD 0.368.
- 3: CMVDNA21C2-01 - CMVDNA21C1-01: Your Variation -0.414 (Copies/ml): Overall Mean Variation 0.069: Overall SD 0.357.


QCMD monitors your laboratory's performance over time based on the reported quantitative variation between duplicate panel members within the EQA challenge and, where appropriate, across EQA challenges.

The mean variation and standard deviation are calculated from the quantitative variation reported by each participant between duplicate panel members in the same unit of measurement once outliers have been removed. (See 'Observation Details')

Previous and current observations are plotted on the chart as the number of standard deviations your variation was from the mean variation for all participants who submitted corresponding results in the same unitage.




Any reported variation greater than ± 3 SD will not be shown on the graph, but your variation value will be provided **in red** in the *Observation Details*.

When "N/A" is displayed for an observation, either no valid quantitative results were provided or there was a change in reported unitage.

Individual Report	QCMD 2021 Human Cytomegalovirus DNA EQA Programme				 <small>Quality Control for Molecular Diagnostics</small>	
Catalogue Code: QAV014120	Ref Code: CMVDNA21	Challenge: C2	Analysis Type: Qualitative and Quantitative	Dataset: 495106	Report UID: 2677/495106/3854	Laboratory CZ023

My Workflow Details

The details of the workflow(s) used to submit your results for this challenge.

Name	GeneProof Cytomegalovirus (CMV) PCR Kit (copy) (v3)
Description	
Targets	 cytomegalovirus
Assays	<ul style="list-style-type: none">  <i>Extraction</i> - Manual Extraction Process <ul style="list-style-type: none"> ● Commercial <ul style="list-style-type: none"> ○ Kit Manufacturer: <i>GeneProof</i> ○ Kit Type: <i>PathogenFree DNA Isolation Kit</i>  <i>Amplification</i> - GeneProof - croBEE Real-Time PCR System <ul style="list-style-type: none"> ● Commercial <ul style="list-style-type: none"> ○ Kit Manufacturer: <i>GeneProof</i> ○ Kit Type: <i>Cytomegalovirus (CMV) PCR Kit</i> ○ Kit Version: <i>ISEX</i>

Further Programme Details

Number of Participants	157
Number of Countries	31
Number of Respondents	143
Number of Datasets Submitted	176
Quantitative Results Returned (All)	149 (84.7%)
- Quantitative Results Returned (IU/ml)	83 (55.7%)
- Quantitative Results Returned (Copies/ml)	66 (44.3%)
Qualitative Results Returned	134 (76.1%)


EQA Programme Aims

To assess the proficiency of laboratories in the detection and quantitation of human cytomegalovirus (CMV).

Feedback and Enquiries

Participants are encouraged to read the QCMD Participants' Manual, which can be downloaded from the QCMD website.

Any enquiries should be submitted through the 'Contact Us' form that you can find in the 'Help' section of your QCMD (ITEMS) Participant Profile Area.

Individual Report		QCMD 2021 Human Cytomegalovirus DNA EQA Programme				
Catalogue Code: QAV014120	Ref Code: CMVDNA21	Challenge: C2	Analysis Type: Qualitative and Quantitative	Dataset: 495106	Report UID: 2677/495106/3854	Laboratory: CZ023

Panel member analysis is separated into CORE samples followed by EDUCATIONAL samples.

Additional Core Samples Information

The following section has been categorised as shown below:

Core ► Quantitative ► Copies/ml, IU/ml ► Qualitative

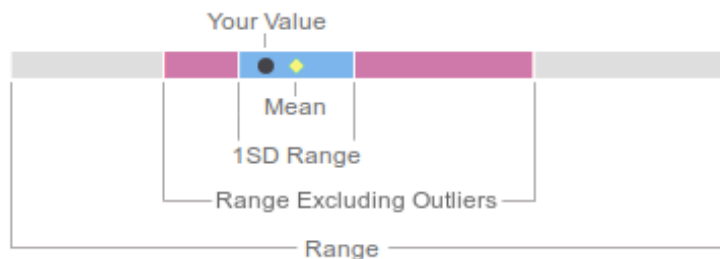
Individual Panel Member Analysis (Quantitative)


Quantitative analysis for each panel member is provided in relation to your EQA assessment group. EQA assessment groups are established using the molecular workflow information reported by all participants within this EQA challenge / distribution. The principal level of assessment is at the individual method level which is defined based on your reported “amplification/detection method” and other laboratories using the same or similar amplification/detection methods.

To allow meaningful assessment at the individual method level the EQA assessment group must consist of 5 or more datasets. If there are not sufficient datasets at the individual method level then your results will be included within a higher EQA assessment group based on whether it is a commercial or in house technology/method. The highest level assessment grouping is all reported results using the same unit of measurement (i.e. Copies/ml or IU/ml).

The results below provide a breakdown of participant reported values on each of the panel members within this EQA challenge / distribution. Your result for each panel member is indicated by "your value". You can compare your value to the “mean” within your EQA assessment group and the overall consensus for each sample within this EQA challenge / distribution.

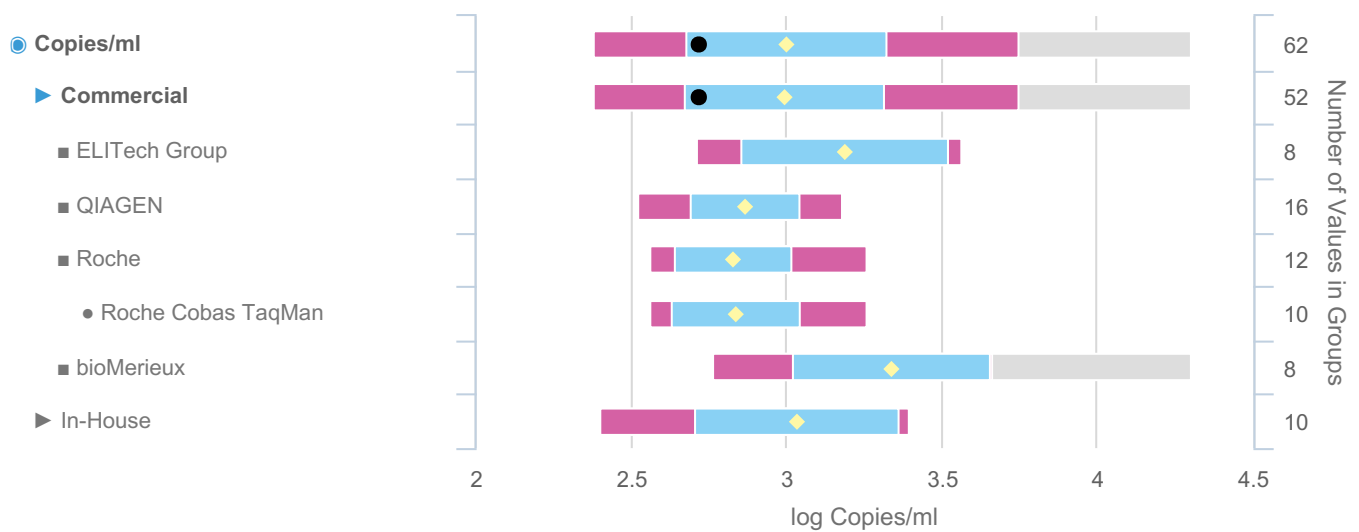
Key



Individual Report		QCMD 2021 Human Cytomegalovirus DNA EQA Programme					
Catalogue Code: QAV014120	Ref Code: CMVDNA21	Challenge: C2	Analysis Type: Qualitative and Quantitative	Dataset: 495106	Report UID: 2677/495106/3854	Laboratory CZ023	

CMVDNA21C2-01 - Quantitative Results Breakdown (Copies/ml)

Sample Code	Sample Content	Matrix	Sample Relationships	Detection Frequency	Sample Status	Consensus (Copies/ml)		Range
						(Log ₁₀)	(n)	
CMVDNA21C2-01	CMV AD169	Plasma		Frequently Detected	CORE	2.997	62	2.377 - 4.299



Groups below n=5: AB Analytica (n=1), AB Analytica - AB Analytica REALQUALITY RQ (n=1), Abbott (n=3), Abbott - Abbott RealTime m2000 (n=3), Diagenode (n=1), Diagenode - Diagenode Real Time kit (n=1), GeneProof (n=3), GeneProof - GeneProof Real Time PCR kit (n=3), Roche - Roche Cobas 6800/8800 (n=2)

Groups Rolled Up: ELITech Group - Elitech Elite Real Time kit (n=8), QIAGEN - QIAGEN Artus Real Time (n=16), bioMerieux - bioMerieux R-gene Quant Kit (n=8), In-House - Real-time In-House PCR (n=10)

Individual Report

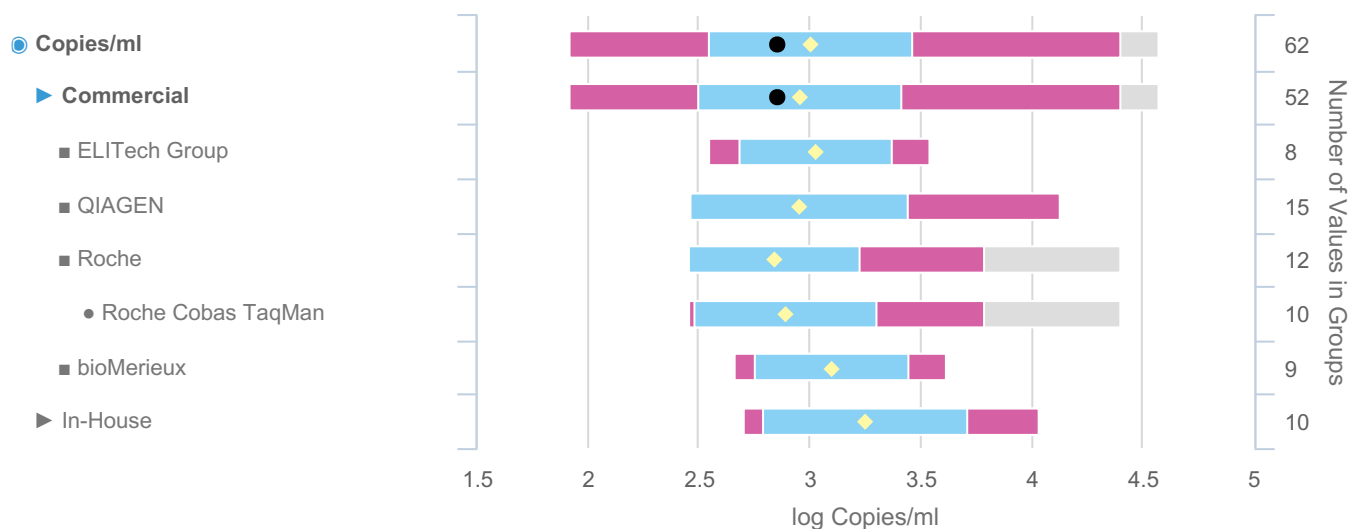
QCMD 2021 Human Cytomegalovirus DNA EQA Programme



Catalogue Code: QAV014120	Ref Code: CMVDNA21	Challenge: C2	Analysis Type: Qualitative and Quantitative	Dataset: 495106	Report UID: 2677/495106/3854	Laboratory: CZ023
-------------------------------------	------------------------------	-------------------------	---	---------------------------	--	-----------------------------


CMVDNA21C2-02 - Quantitative Results Breakdown (Copies/ml)

Sample Code	Sample Content	Matrix	Sample Relationships	Detection Frequency	Sample Status	Consensus (Copies/ml)		Range
						(Log ₁₀)	(n)	
CMVDNA21C2-02	CMV Clinical	Plasma		Frequently Detected	CORE	3.000	62	1.914 - 4.568



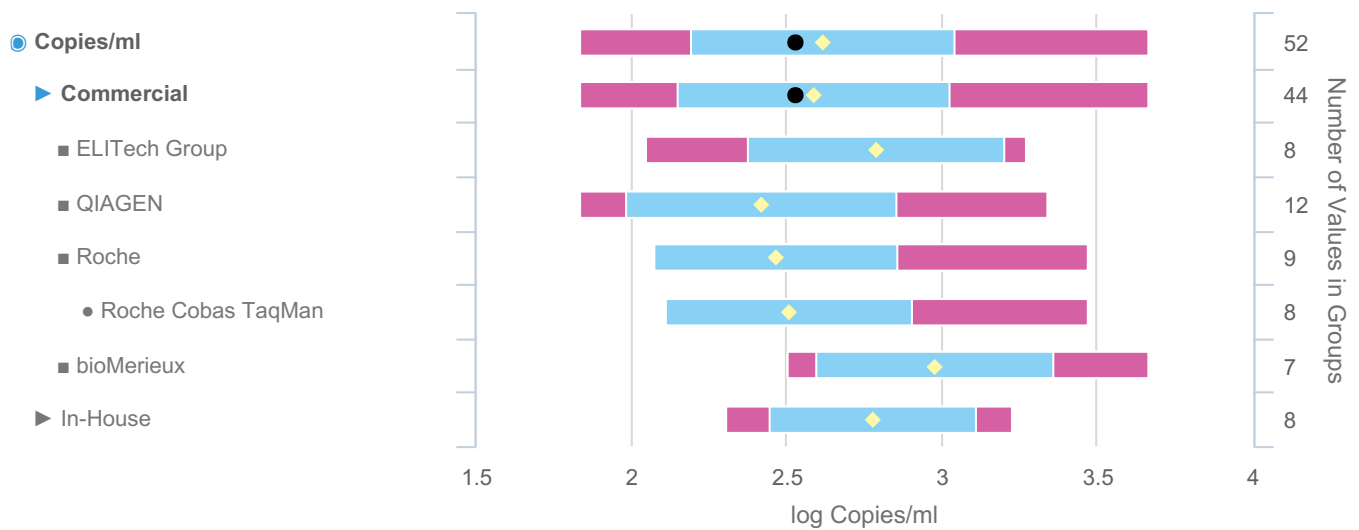
Groups below n=5: AB Analytica (n=1), AB Analytica - AB Analytica REALQUALITY RQ (n=1), Abbott (n=3), Abbott - Abbott RealTime m2000 (n=3), Diagenode (n=1), Diagenode - Diagenode Real Time kit (n=1), GeneProof (n=3), GeneProof - GeneProof Real Time PCR kit (n=3), Roche - Roche Cobas 6800/8800 (n=2)

Groups Rolled Up: ELITech Group - Elitech Elite Real Time kit (n=8), QIAGEN - QIAGEN Artus Real Time (n=15), bioMerieux - bioMerieux R-gene Quant Kit (n=9), In-House - Real-time In-House PCR (n=10)

Individual Report		QCMD 2021 Human Cytomegalovirus DNA EQA Programme			 Quality Control for Molecular Diagnostics		
Catalogue Code: QAV014120	Ref Code: CMVDNA21	Challenge: C2	Analysis Type: Qualitative and Quantitative	Dataset: 495106	Report UID: 2677/495106/3854	Laboratory CZ023	

CMVDNA21C2-03 - Quantitative Results Breakdown (Copies/ml)

Sample Code	Sample Content	Matrix	Sample Relationships	Detection Frequency	Sample Status	Consensus (Copies/ml)		Range
						(Log ₁₀)	(n)	
CMVDNA21C2-03	CMV Clinical	Plasma		Detected	CORE	2.614	52	1.833 - 3.662



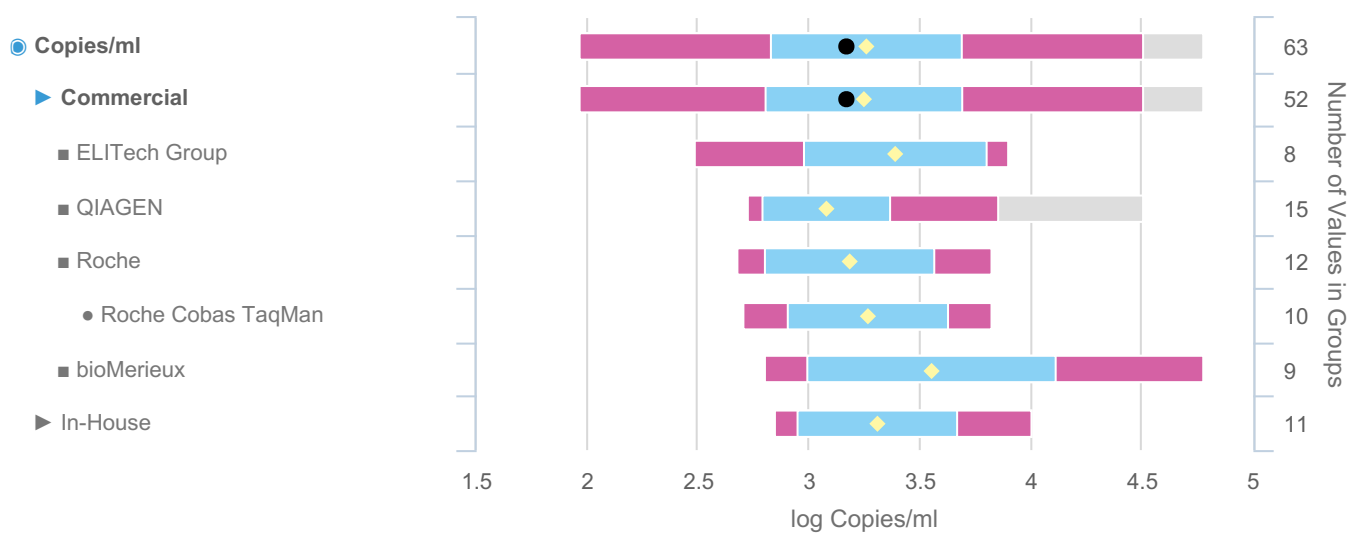
Groups below n=5: AB Analytica (n=1), AB Analytica - AB Analytica REALQUALITY RQ (n=1), Abbott (n=3), Abbott - Abbott RealTime m2000 (n=3), Diagenode (n=1), Diagenode - Diagenode Real Time kit (n=1), GeneProof (n=3), GeneProof - GeneProof Real Time PCR kit (n=3), Roche - Roche Cobas 6800/8800 (n=1)

Groups Rolled Up: ELITech Group - Elitech Elite Real Time kit (n=8), QIAGEN - QIAGEN Artus Real Time (n=12), bioMerieux - bioMerieux R-gene Quant Kit (n=7), In-House - Real-time In-House PCR (n=8)

Catalogue Code: QAV014120	Ref Code: CMVDNA21	Challenge: C2	Analysis Type: Qualitative and Quantitative	Dataset: 495106	Report UID: 2677/495106/3854	Laboratory: CZ023
-------------------------------------	------------------------------	-------------------------	---	---------------------------	--	-----------------------------


CMVDNA21C2-05 - Quantitative Results Breakdown (Copies/ml)

Sample Code	Sample Content	Matrix	Sample Relationships	Detection Frequency	Sample Status	Consensus (Copies/ml)		Range
						(Log ₁₀)	(n)	
CMVDNA21C2-05	CMV Clinical	Plasma		Frequently Detected	CORE	3.256	63	1.964 - 4.774



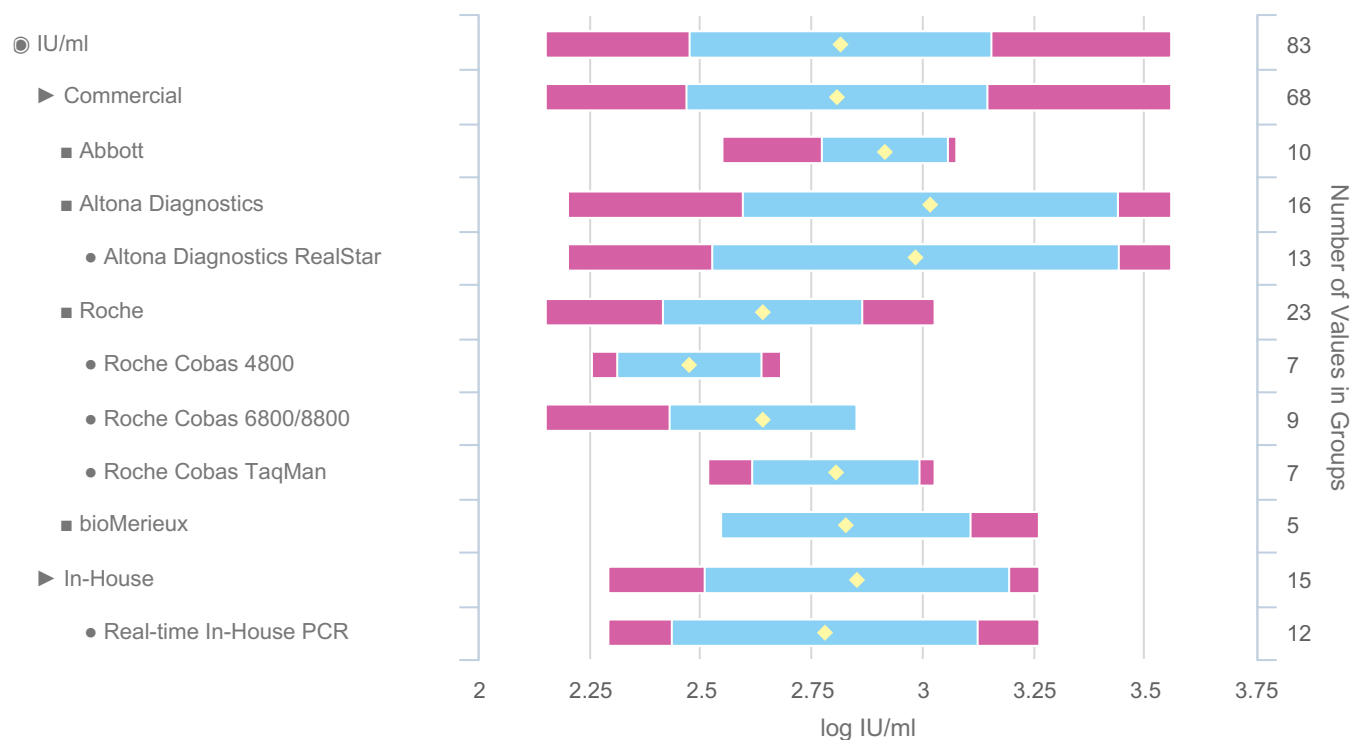
Groups below n=5: AB Analytica (n=1), AB Analytica - AB Analytica REALQUALITY RQ (n=1), Abbott (n=3), Abbott - Abbott RealTime m2000 (n=3), Diagenode (n=1), Diagenode - Diagenode Real Time kit (n=1), GeneProof (n=3), GeneProof - GeneProof Real Time PCR kit (n=3), Roche - Roche Cobas 6800/8800 (n=2)

Groups Rolled Up: ELITech Group - Elitech Elite Real Time kit (n=8), QIAGEN - QIAGEN Artus Real Time (n=15), bioMerieux - bioMerieux R-gene Quant Kit (n=9), In-House - Real-time In-House PCR (n=11)

Individual Report		QCMD 2021 Human Cytomegalovirus DNA EQA Programme			 Quality Control for Molecular Diagnostics		
Catalogue Code: QAV014120	Ref Code: CMVDNA21	Challenge: C2	Analysis Type: Qualitative and Quantitative	Dataset: 495106	Report UID: 2677/495106/3854	Laboratory: CZ023	


CMVDNA21C2-01 - Quantitative Results Breakdown (IU/ml)

Sample Code	Sample Content	Matrix	Sample Relationships	Detection Frequency	Sample Status	Consensus (IU/ml)		Range
						(Log ₁₀)	(n)	
CMVDNA21C2-01	CMV AD169	Plasma		Frequently Detected	CORE	2.813	83	2.149 - 3.558



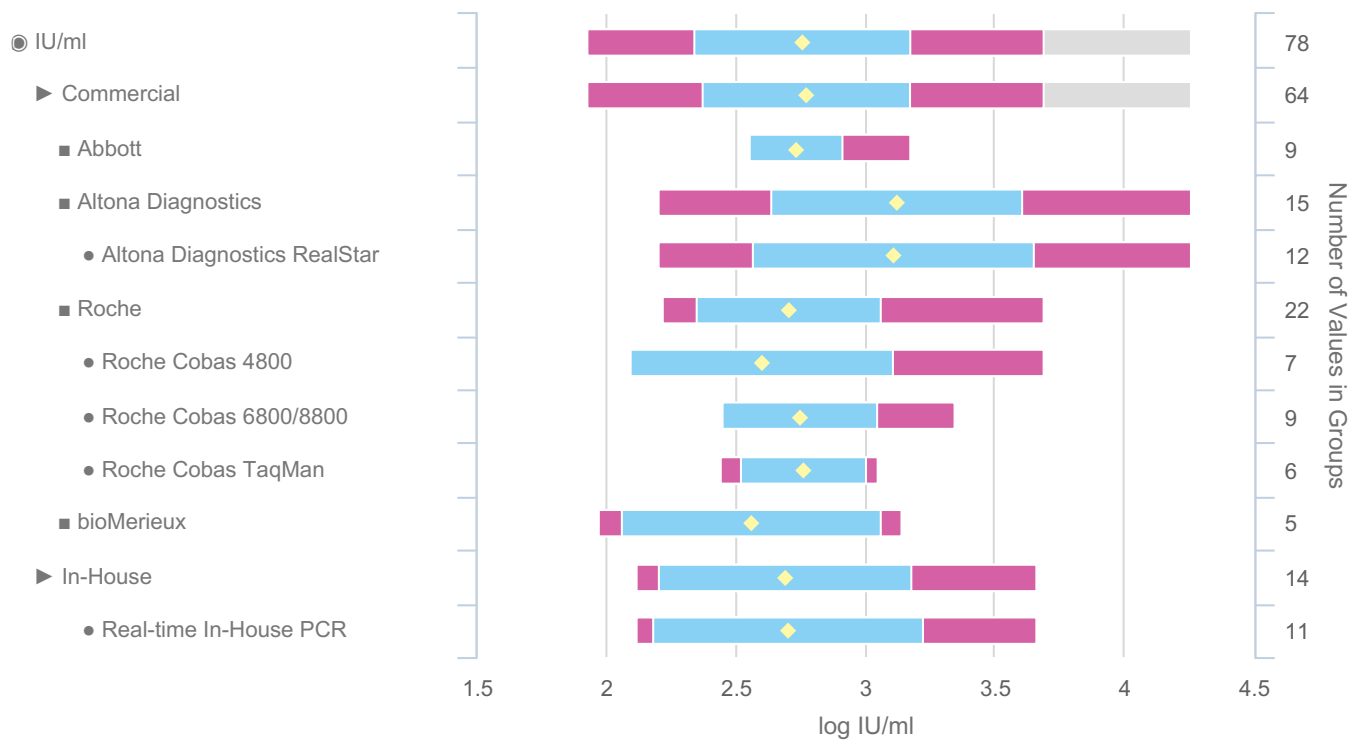
Groups below n=5: AB Analytica (n=2), AB Analytica - AB Analytica REALQUALITY RQ (n=2), Altona Diagnostics - Altona Diagnostics AltoStar (n=3), ELITech Group (n=4), ELITech Group - Elitech Elite Real Time kit (n=4), GeneProof (n=1), GeneProof - GeneProof Real Time PCR kit (n=1), Iontek (n=1), Iontek - Iontek Fluorion (n=1), QIAGEN (n=4), QIAGEN - QIAGEN Artus Real Time (n=3), QIAGEN - Qiagen NeuMoDx (n=1), Seegene (n=1), Seegene - Seegene Real Time PCR (n=1), Vela Diagnostics (n=1), Vela Diagnostics - Vela Dx Sentosa (n=1), In-House - Conventional In-House PCR (n=3)

Groups Rolled Up: Abbott - Abbott RealTime m2000 (n=10), bioMerieux - bioMerieux R-gene Quant Kit (n=5)

Individual Report		QCMD 2021 Human Cytomegalovirus DNA EQA Programme			 Quality Control for Molecular Diagnostics		
Catalogue Code: QAV014120	Ref Code: CMVDNA21	Challenge: C2	Analysis Type: Qualitative and Quantitative	Dataset: 495106	Report UID: 2677/495106/3854	Laboratory CZ023	


CMVDNA21C2-02 - Quantitative Results Breakdown (IU/ml)

Sample Code	Sample Content	Matrix	Sample Relationships	Detection Frequency	Sample Status	Consensus (IU/ml)		Range
						(Log ₁₀)	(n)	
CMVDNA21C2-02	CMV Clinical	Plasma		Frequently Detected	CORE	2.754	78	1.924 - 4.255



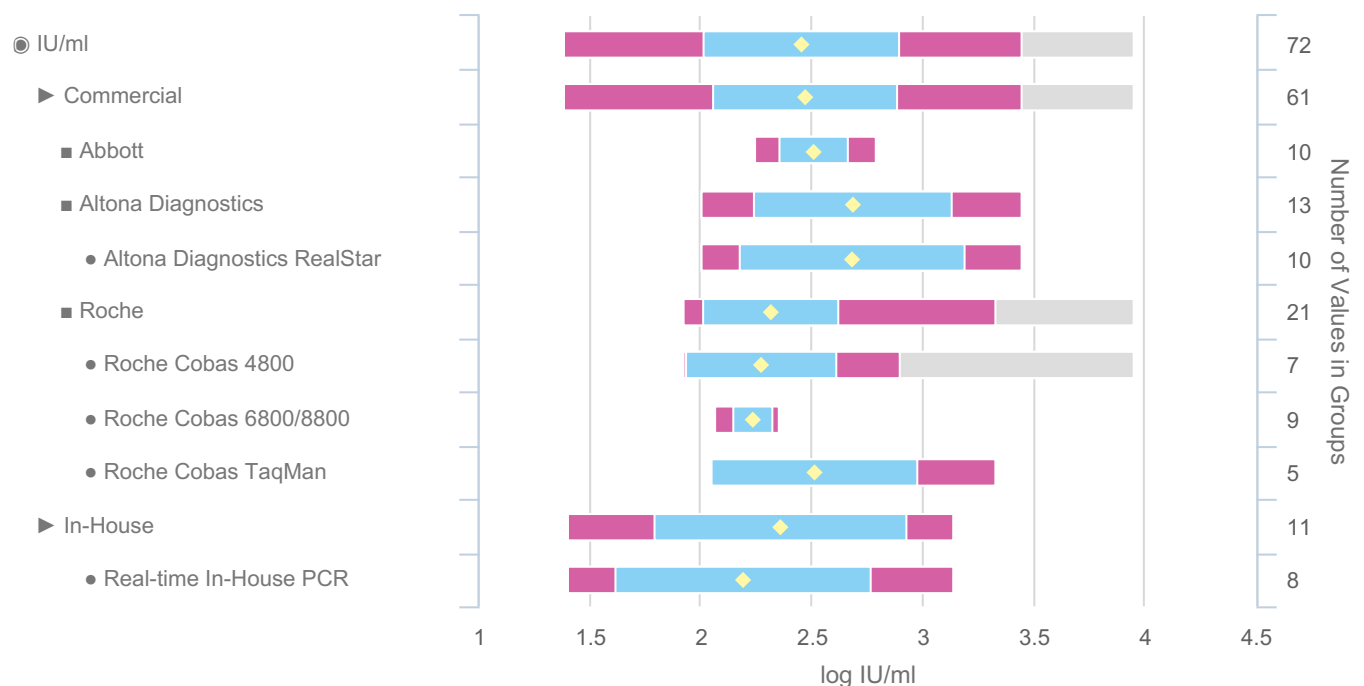
Groups below n=5: AB Analytica (n=2), AB Analytica - AB Analytica REALQUALITY RQ (n=2), Altona Diagnostics - Altona Diagnostics AltoStar (n=3), ELITech Group (n=3), ELITech Group - Elitech Elite Real Time kit (n=3), GeneProof (n=1), GeneProof - GeneProof Real Time PCR kit (n=1), Iontek (n=1), Iontek - Iontek Fluorion (n=1), QIAGEN (n=4), QIAGEN - QIAGEN Artus Real Time (n=3), QIAGEN - Qiagen NeuMoDx (n=1), Seegene (n=1), Seegene - Seegene Real Time PCR (n=1), Vela Diagnostics (n=1), Vela Diagnostics - Vela Dx Sentosa (n=1), In-House - Conventional In-House PCR (n=3)

Groups Rolled Up: Abbott - Abbott RealTime m2000 (n=9), bioMerieux - bioMerieux R-gene Quant Kit (n=5)

Individual Report		QCMD 2021 Human Cytomegalovirus DNA EQA Programme			 Quality Control for Molecular Diagnostics	
Catalogue Code: QAV014120	Ref Code: CMVDNA21	Challenge: C2	Analysis Type: Qualitative and Quantitative	Dataset: 495106	Report UID: 2677/495106/3854	Laboratory CZ023


CMVDNA21C2-03 - Quantitative Results Breakdown (IU/ml)

Sample Code	Sample Content	Matrix	Sample Relationships	Detection Frequency	Sample Status	Consensus (IU/ml)		Range
						(Log ₁₀)	(n)	
CMVDNA21C2-03	CMV Clinical	Plasma		Detected	CORE	2.450	72	1.380 - 3.947



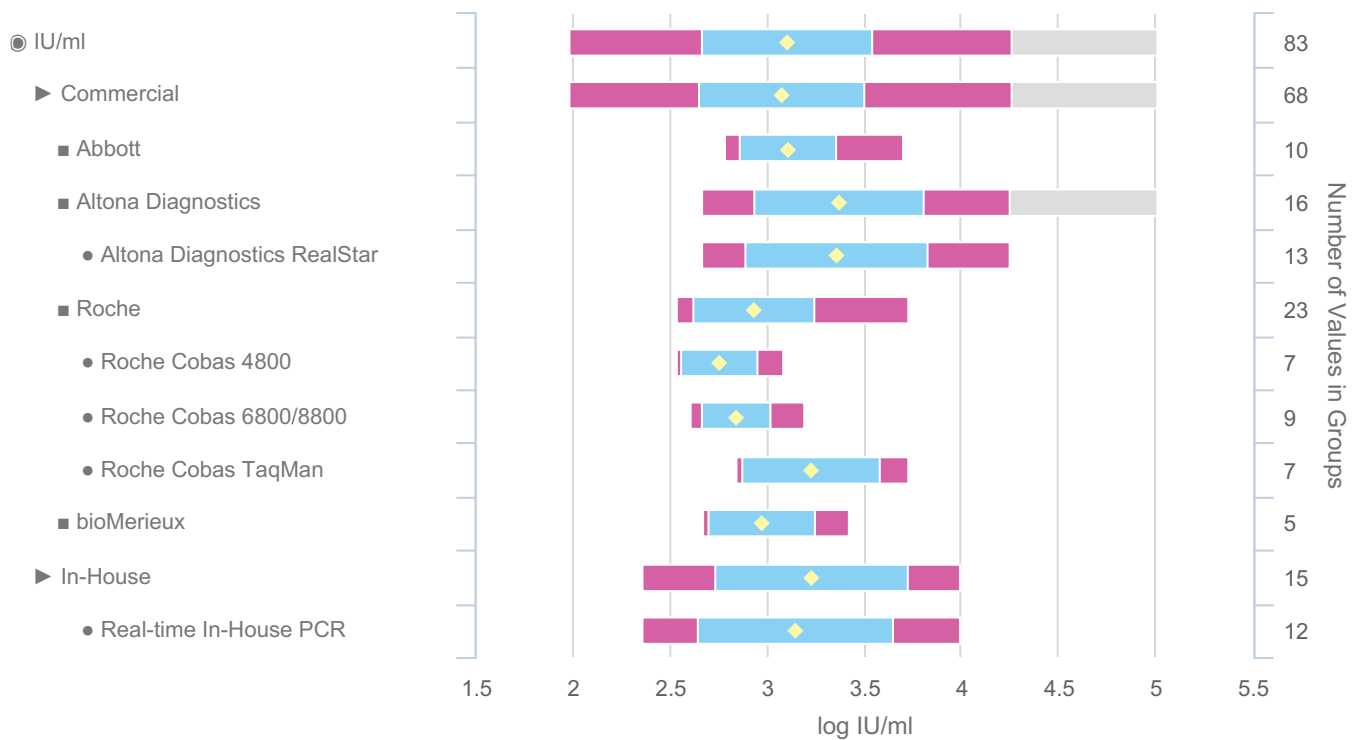
Groups below n=5: AB Analytica (n=2), AB Analytica - AB Analytica REALQUALITY RQ (n=2), Altona Diagnostics - Altona Diagnostics AltoStar (n=3), ELITech Group (n=3), ELITech Group - Elitech Elite Real Time kit (n=3), GeneProof (n=1), GeneProof - GeneProof Real Time PCR kit (n=1), Iontek (n=1), Iontek - Iontek Fluorion (n=1), QIAGEN (n=4), QIAGEN - QIAGEN Artus Real Time (n=3), QIAGEN - Qiagen NeuMoDx (n=1), Seegene (n=1), Seegene - Seegene Real Time PCR (n=1), Vela Diagnostics (n=1), Vela Diagnostics - Vela Dx Sentosa (n=1), bioMerieux (n=4), bioMerieux - bioMerieux R-gene Quant Kit (n=4), In-House - Conventional In-House PCR (n=3)

Groups Rolled Up: Abbott - Abbott RealTime m2000 (n=10)

Individual Report		QCMD 2021 Human Cytomegalovirus DNA EQA Programme			 Quality Control for Molecular Diagnostics		
Catalogue Code: QAV014120	Ref Code: CMVDNA21	Challenge: C2	Analysis Type: Qualitative and Quantitative	Dataset: 495106	Report UID: 2677/495106/3854	Laboratory: CZ023	


CMVDNA21C2-05 - Quantitative Results Breakdown (IU/ml)

Sample Code	Sample Content	Matrix	Sample Relationships	Detection Frequency	Sample Status	Consensus (IU/ml)		Range
						(Log ₁₀)	(n)	
CMVDNA21C2-05	CMV Clinical	Plasma		Frequently Detected	CORE	3.099	83	1.978 - 5.006



Groups below n=5: AB Analytica (n=2), AB Analytica - AB Analytica REALQUALITY RQ (n=2), Altona Diagnostics - Altona Diagnostics AltoStar (n=3), ELITech Group (n=4), ELITech Group - Elitech Elite Real Time kit (n=4), GeneProof (n=1), GeneProof - GeneProof Real Time PCR kit (n=1), Iontek (n=1), Iontek - Iontek Fluorion (n=1), QIAGEN (n=4), QIAGEN - QIAGEN Artus Real Time (n=3), QIAGEN - Qiagen NeuMoDx (n=1), Seegene (n=1), Seegene - Seegene Real Time PCR (n=1), Vela Diagnostics (n=1), Vela Diagnostics - Vela Dx Sentosa (n=1), In-House - Conventional In-House PCR (n=3)

Groups Rolled Up: Abbott - Abbott RealTime m2000 (n=10), bioMerieux - bioMerieux R-gene Quant Kit (n=5)

Individual Report		QCMD 2021 Human Cytomegalovirus DNA EQA Programme				
Catalogue Code: QAV014120	Ref Code: CMVDNA21	Challenge: C2	Analysis Type: Qualitative and Quantitative	Dataset: 495106	Report UID: 2677/495106/3854	Laboratory CZ023

Individual Panel Member Analysis (Qualitative)

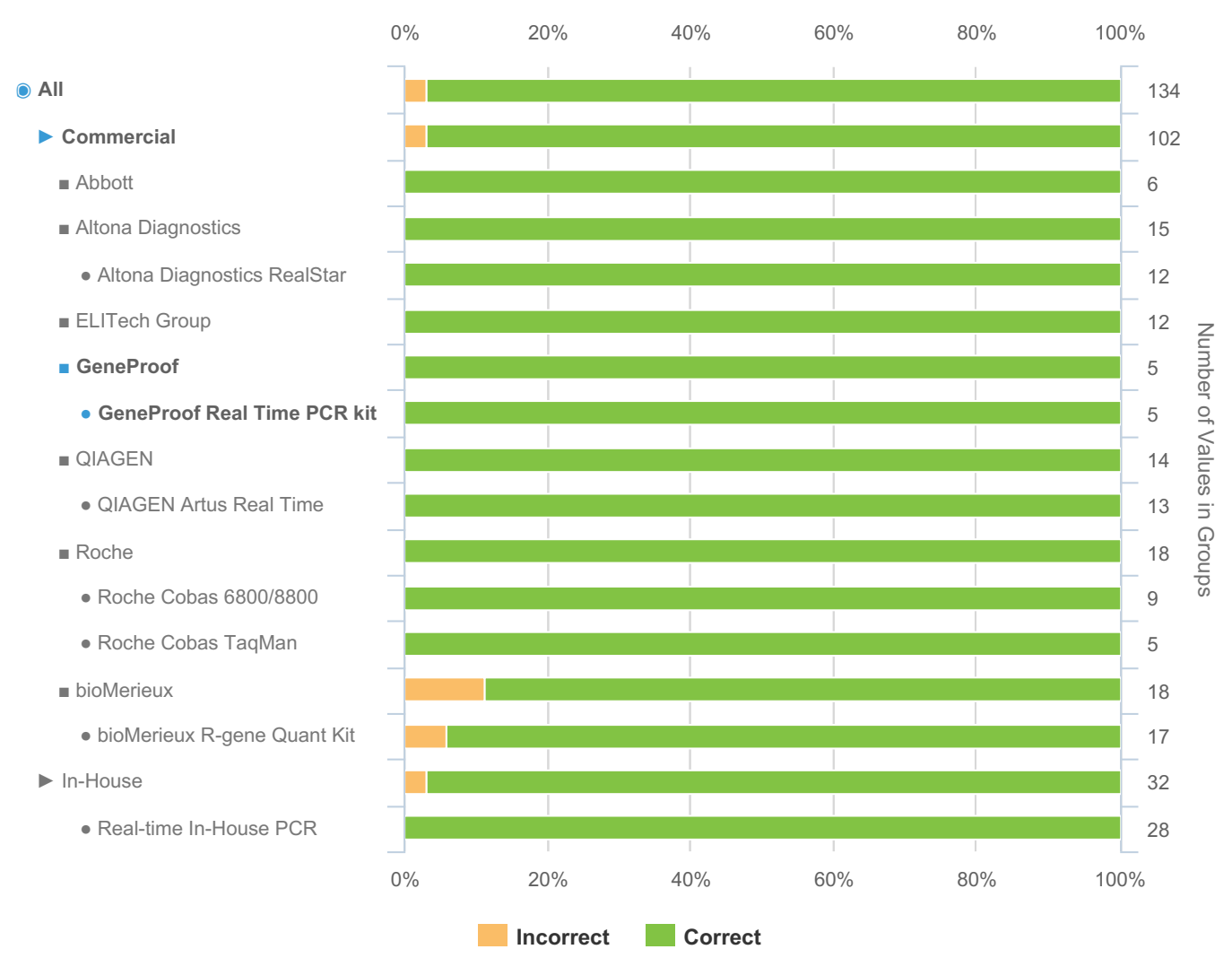
Qualitative analysis for each panel member is provided in relation to your EQA assessment group. EQA assessment groups are established using the molecular workflow information reported by all participants within this EQA challenge / distribution. The principal level of assessment is at the individual method level which is defined based on your reported “amplification/detection method” and other laboratories using the same or similar amplification/detection methods.

To allow meaningful assessment at the individual method level the EQA assessment group must consist of 5 or more datasets. If there are not sufficient datasets at the individual method level then your results will be included within a higher EQA assessment group based on whether it is a commercial or in house technology/method. The highest level assessment grouping is “All” participant reported qualitative results.


A breakdown of qualitative results reported by participants on each of the panel members within this EQA challenge / distribution is provided below. You can compare your results to those within your EQA assessment group and those obtained within other EQA assessment groups or to the overall consensus for each sample within this EQA challenge / distribution.

CMVDNA21C2-01 - Qualitative Results Breakdown

Sample Code	Sample Content	Matrix	Sample Relationships	Detection Frequency	Sample Status	Percentage Correct (All)	
						(%)	(n)
CMVDNA21C2-01	CMV AD169	Plasma		Frequently Detected	CORE	97.0	134



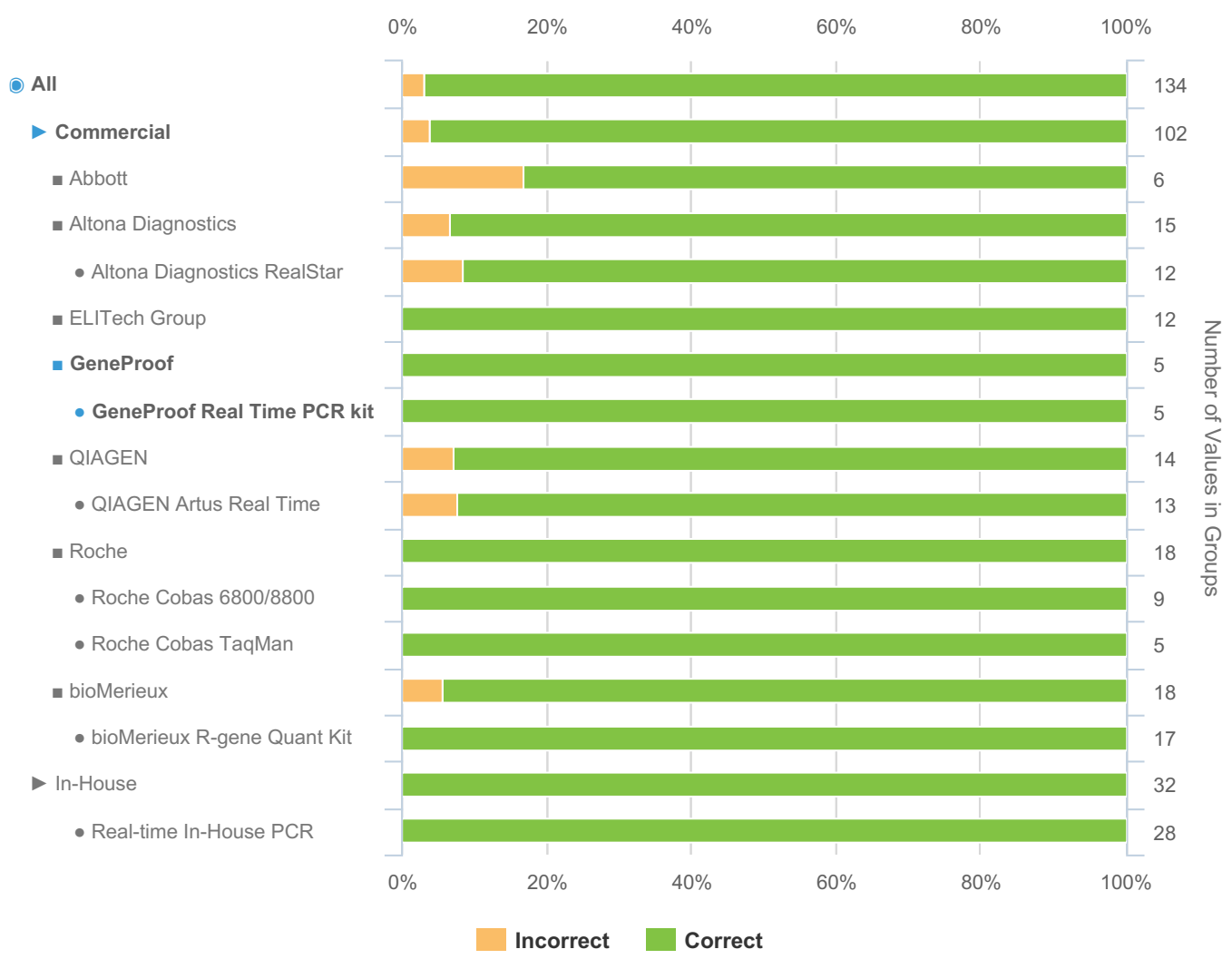
Groups below n=5: AB Analytica (n=3), AB Analytica - AB Analytica REALQUALITY RQ (n=3), Altona Diagnostics - Altona Diagnostics AltoStar (n=3), Bio-Rad (n=1), Bio-Rad - Bio-Rad Dx (n=1), Diagenode (n=1), Diagenode - Diagenode Real Time kit (n=1), Diasorin (n=1), Diasorin - DiaSorin Simplexa (n=1), Iontek (n=1), Iontek - Iontek Fluorion (n=1), PrimerDesign (n=1), PrimerDesign - PrimerDesign Genesis (n=1), QIAGEN - Qiagen NeuMoDx (n=1), Roche - Roche Cobas 4800 (n=4), Sacace (n=2), Sacace - Sacace Real TM (n=2), Seegene (n=3), Seegene - Seegene Allplex (n=1), Seegene - Seegene Real Time PCR (n=1), Seegene - Seegene Seeplex (n=1), bioMerieux - BioFire FilmArray ME (n=1), fast-track DIAGNOSTICS (n=1), fast-track DIAGNOSTICS - FTD real time PCR (n=1), In-House - Conventional In-House PCR (n=4)


Individual Report		QCMD 2021 Human Cytomegalovirus DNA EQA Programme			 Quality Control for Molecular Diagnostics		
Catalogue Code: QAV014120	Ref Code: CMVDNA21	Challenge: C2	Analysis Type: Qualitative and Quantitative	Dataset: 495106	Report UID: 2677/495106/3854	Laboratory CZ023	

Groups Rolled Up: Abbott - Abbott RealTime m2000 (n=6), ELITech Group - Elitech Elite Real Time kit (n=12)

CMVDNA21C2-02 - Qualitative Results Breakdown


Sample Code	Sample Content	Matrix	Sample Relationships	Detection Frequency	Sample Status	Percentage Correct (All)	
						(%)	(n)
CMVDNA21C2-02	CMV Clinical	Plasma		Frequently Detected	CORE	97.0	134



Individual Report		QCMD 2021 Human Cytomegalovirus DNA EQA Programme				
Catalogue Code: QAV014120	Ref Code: CMVDNA21	Challenge: C2	Analysis Type: Qualitative and Quantitative	Dataset: 495106	Report UID: 2677/495106/3854	Laboratory CZ023

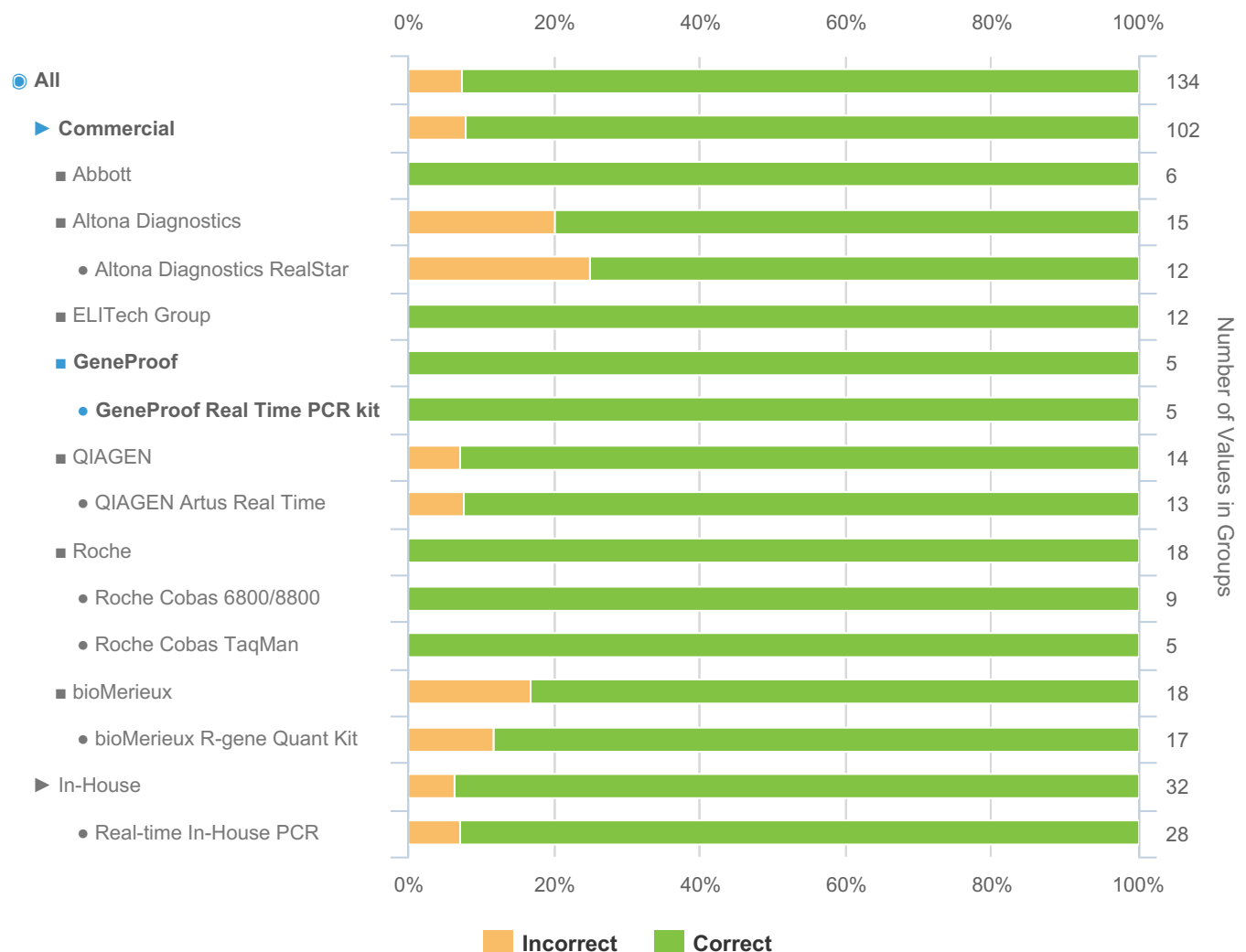
Groups below n=5: AB Analytica (n=3), AB Analytica - AB Analytica REALQUALITY RQ (n=3), Altona Diagnostics - Altona Diagnostics AltoStar (n=3), Bio-Rad (n=1), Bio-Rad - Bio-Rad Dx (n=1), Diagenode (n=1), Diagenode - Diagenode Real Time kit (n=1), Diasorin (n=1), Diasorin - DiaSorin Simplexa (n=1), Iontek (n=1), Iontek - Iontek Fluorion (n=1), PrimerDesign (n=1), PrimerDesign - PrimerDesign Genesig (n=1), QIAGEN - Qiagen NeuMoDx (n=1), Roche - Roche Cobas 4800 (n=4), Sacace (n=2), Sacace - Sacace Real TM (n=2), Seegene (n=3), Seegene - Seegene Allplex (n=1), Seegene - Seegene Real Time PCR (n=1), Seegene - Seegene Seeplex (n=1), bioMerieux - BioFire FilmArray ME (n=1), fast-track DIAGNOSTICS (n=1), fast-track DIAGNOSTICS - FTD real time PCR (n=1), In-House - Conventional In-House PCR (n=4)

Groups Rolled Up: Abbott - Abbott RealTime m2000 (n=6), ELITech Group - Elitech Elite Real Time kit (n=12)


Individual Report		QCMD 2021 Human Cytomegalovirus DNA EQA Programme			 Quality Control for Molecular Diagnostics		
Catalogue Code: QAV014120	Ref Code: CMVDNA21	Challenge: C2	Analysis Type: Qualitative and Quantitative	Dataset: 495106	Report UID: 2677/495106/3854	Laboratory CZ023	

CMVDNA21C2-03 - Qualitative Results Breakdown

Sample Code	Sample Content	Matrix	Sample Relationships	Detection Frequency	Sample Status	Percentage Correct (All)	
						(%)	(n)
CMVDNA21C2-03	CMV Clinical	Plasma		Detected	CORE	92.5	134



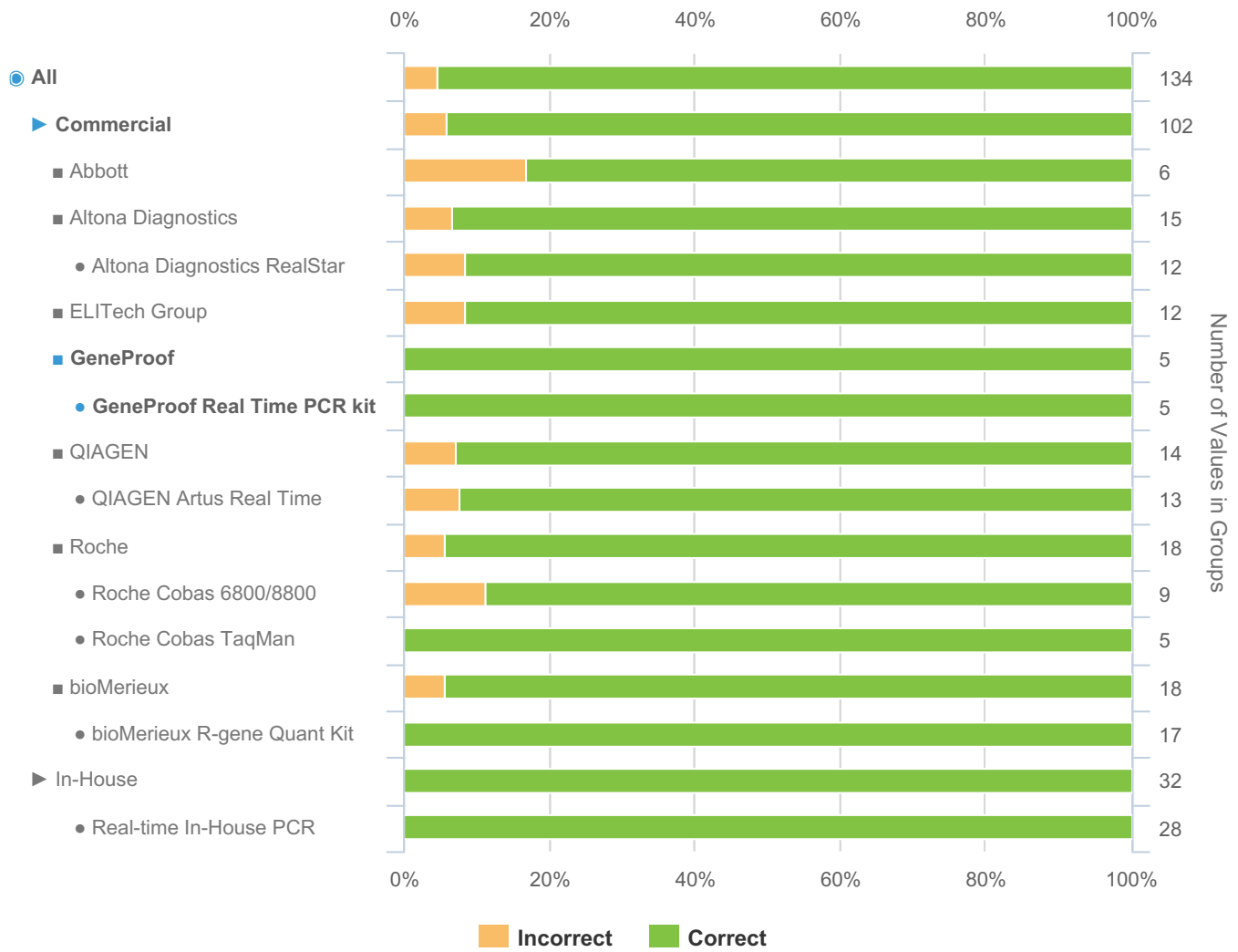
Groups below n=5: AB Analytica (n=3), AB Analytica - AB Analytica REALQUALITY RQ (n=3), Altona Diagnostics - Altona Diagnostics AltoStar (n=3), Bio-Rad (n=1), Bio-Rad - Bio-Rad Dx (n=1), Diagenode (n=1), Diagenode - Diagenode Real Time kit (n=1), Diasorin (n=1), Diasorin - DiaSorin Simplexa (n=1), Iontek (n=1), Iontek - Iontek Fluorion (n=1), PrimerDesign (n=1), PrimerDesign - PrimerDesign Genesis (n=1), QIAGEN - Qiagen NeuMoDx (n=1), Roche - Roche Cobas 4800 (n=4), Sacace (n=2), Sacace - Sacace Real TM (n=2), Seegene (n=3), Seegene - Seegene Allplex (n=1), Seegene - Seegene Real Time PCR (n=1), Seegene - Seegene Seeplex (n=1), bioMerieux - BioFire FilmArray ME (n=1), fast-track DIAGNOSTICS (n=1), fast-track DIAGNOSTICS - FTD real time PCR (n=1), In-House - Conventional In-House PCR (n=4)


Individual Report		QCMD 2021 Human Cytomegalovirus DNA EQA Programme			 Quality Control for Molecular Diagnostics	
Catalogue Code: QAV014120	Ref Code: CMVDNA21	Challenge: C2	Analysis Type: Qualitative and Quantitative	Dataset: 495106	Report UID: 2677/495106/3854	Laboratory CZ023

Groups Rolled Up: Abbott - Abbott RealTime m2000 (n=6), ELITech Group - Elitech Elite Real Time kit (n=12)

CMVDNA21C2-04 - Qualitative Results Breakdown


Sample Code	Sample Content	Matrix	Sample Relationships	Detection Frequency	Sample Status	Percentage Correct (All)	
						(%)	(n)
CMVDNA21C2-04	EBV B95-8	Plasma		Negative	CORE	95.5	134



Individual Report		QCMD 2021 Human Cytomegalovirus DNA EQA Programme				
Catalogue Code: QAV014120	Ref Code: CMVDNA21	Challenge: C2	Analysis Type: Qualitative and Quantitative	Dataset: 495106	Report UID: 2677/495106/3854	Laboratory CZ023

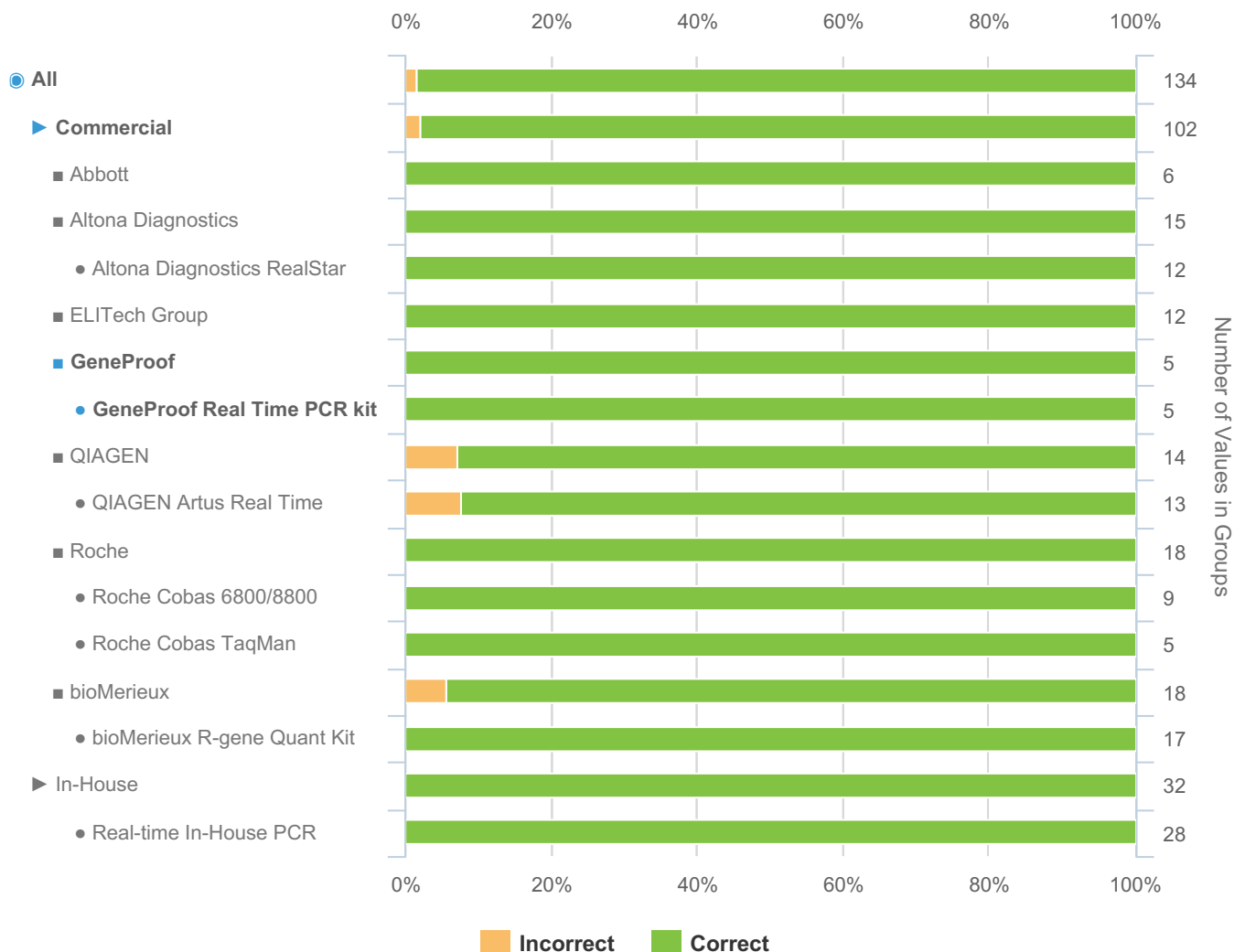
Groups below n=5: AB Analytica (n=3), AB Analytica - AB Analytica REALQUALITY RQ (n=3), Altona Diagnostics - Altona Diagnostics AltoStar (n=3), Bio-Rad (n=1), Bio-Rad - Bio-Rad Dx (n=1), Diagenode (n=1), Diagenode - Diagenode Real Time kit (n=1), Diasorin (n=1), Diasorin - DiaSorin Simplexa (n=1), Iontek (n=1), Iontek - Iontek Fluorion (n=1), PrimerDesign (n=1), PrimerDesign - PrimerDesign Genesig (n=1), QIAGEN - Qiagen NeuMoDx (n=1), Roche - Roche Cobas 4800 (n=4), Sacace (n=2), Sacace - Sacace Real TM (n=2), Seegene (n=3), Seegene - Seegene Allplex (n=1), Seegene - Seegene Real Time PCR (n=1), Seegene - Seegene Seeplex (n=1), bioMerieux - BioFire FilmArray ME (n=1), fast-track DIAGNOSTICS (n=1), fast-track DIAGNOSTICS - FTD real time PCR (n=1), In-House - Conventional In-House PCR (n=4)

Groups Rolled Up: Abbott - Abbott RealTime m2000 (n=6), ELITech Group - Elitech Elite Real Time kit (n=12)


Individual Report		QCMD 2021 Human Cytomegalovirus DNA EQA Programme			 Quality Control for Molecular Diagnostics		
Catalogue Code: QAV014120	Ref Code: CMVDNA21	Challenge: C2	Analysis Type: Qualitative and Quantitative	Dataset: 495106	Report UID: 2677/495106/3854	Laboratory CZ023	

CMVDNA21C2-05 - Qualitative Results Breakdown

Sample Code	Sample Content	Matrix	Sample Relationships	Detection Frequency	Sample Status	Percentage Correct (All)	
						(%)	(n)
CMVDNA21C2-05	CMV Clinical	Plasma		Frequently Detected	CORE	98.5	134



Groups below n=5: AB Analytica (n=3), AB Analytica - AB Analytica REALQUALITY RQ (n=3), Altona Diagnostics - Altona Diagnostics AltoStar (n=3), Bio-Rad (n=1), Bio-Rad - Bio-Rad Dx (n=1), Diagenode (n=1), Diagenode - Diagenode Real Time kit (n=1), Diasorin (n=1), Diasorin - DiaSorin Simplexa (n=1), Iontek (n=1), Iontek - Iontek Fluorion (n=1), PrimerDesign (n=1), PrimerDesign - PrimerDesign Genesig (n=1), QIAGEN - Qiagen NeuMoDx (n=1), Roche - Roche Cobas 4800 (n=4), Sacace (n=2), Sacace - Sacace Real TM (n=2), Seegene (n=3), Seegene - Seegene Allplex (n=1), Seegene - Seegene Real Time PCR (n=1), Seegene - Seegene Seeplex (n=1), bioMerieux - BioFire FilmArray ME (n=1), fast-track DIAGNOSTICS (n=1), fast-track DIAGNOSTICS - FTD real time PCR (n=1), In-House - Conventional In-House PCR (n=4)

Individual Report	QCMD 2021 Human Cytomegalovirus DNA EQA Programme					
Catalogue Code: QAV014120	Ref Code: CMVDNA21	Challenge: C2	Analysis Type: Qualitative and Quantitative	Dataset: 495106	Report UID: 2677/495106/3854	Laboratory CZ023

Groups Rolled Up: Abbott - Abbott RealTime m2000 (n=6), ELITech Group - Elitech Elite Real Time kit (n=12)

QCMD © 2021. The QCMD EQA programme samples, associated reports and data generated during this programme are intended for External Quality Assessment (EQA) and Proficiency Testing (PT) purposes only. QCMD operates according to a strict Code of Practice which is in line with ISO/IEC 17043 and associated standards. Data reported in QCMD programmes is representative of a laboratory's standard diagnostic testing protocols irrespective of the technology they use. The data provided in the reports are based on technical information provided by the individual laboratories as part of the assessment process, as such it does not constitute a formal technology method comparison. All text and images produced by QCMD are the property of QCMD unless otherwise stated.

The reproduction and use of these materials is not permitted without the express written consent of QCMD. The use of the information provided in QCMD reports for commercial purposes is strictly prohibited.