


Individual Report	QCMD 2021 Chlamydia trachomatis and Neisseria gonorrhoeae DNA EQA Programme (CT)					
	Catalogue Code: QAB174191	Ref Code: CTNg21	Challenge: C2	Analysis Type: Qualitative	Dataset: 469973	Report UID: 2677/469973/3606

Intended Results / Panel Composition

Sample Code	Sample Content	Matrix	Sample Relationships [1]	Detection Frequency [2]	Sample Status [3]	Percentage Correct (All) [4]	
						(%)	(n)
CTNg21C2-01	C. trachomatis (LGV)	Simulated Swab		Frequently Detected	CORE	100.0	105
CTNg21C2-02	Negative	Urine		Negative	CORE	99.0	105
CTNg21C2-03	C. trachomatis (Genovar F)	Urine		Detected	CORE	94.3	105
CTNg21C2-04	N. gonorrhoeae	Urine		Negative	EDUCATIONAL	100.0	105
CTNg21C2-05	N. gonorrhoeae + C. trachomatis (LGV)	Urine		Detected	CORE	86.7	105

[1] **Sample Relationships:** Indicates the relationships of the samples within this challenge. The highest titre member of dilution series DS1 is indicated by DS1_1 and further members of the series as DS1_2, DS1_3 etc. in order of reducing titre. Additional dilution series are indicated by DS2 (e.g. DS2_1, DS2_2 etc.), DS3 (e.g. DS3_1, DS3_2 etc.). If one duplicate pair is present this is indicated by 'D1'. Further duplicate pairs are indicated by 'D2', 'D3' etc.

[2] **Detection Frequency:** To aid qualitative analysis each panel member is assigned a frequency of detection. This is based on the peer group consensus of all qualitative results returned from participants within the EQA challenge / distribution.

[3] **Sample Status:** EQA samples are defined as "CORE" or "EDUCATIONAL". Core proficiency samples are reviewed by the QCMD Scientific Expert(s). This is on the basis of scientific information, clinical relevance, current literature and, where appropriate, professional clinical guidelines. Participating laboratories are expected to report core proficiency samples correctly within the EQA challenge / distribution.

[4] **Percentage Correct (All):** Percentage of datasets (%) reporting the correct qualitative result and the total number of datasets (n) reported for each panel member.

For further details please refer to the current participant manual.

Your Summary Results

EQA Assessment Group [1]

Commercial

Core Panel Detection (Qualitative) Score [2]

0

Individual Report

QCMD 2021 Chlamydia trachomatis and Neisseria gonorrhoeae DNA EQA Programme (CT)



Catalogue Code: QAB174191	Ref Code: CTNg21	Challenge: C2	Analysis Type: Qualitative	Dataset: 469973	Report UID: 2677/469973/3606	Laboratory CZ023
-------------------------------------	----------------------------	-------------------------	--------------------------------------	---------------------------	--	----------------------------

Core Panel Members Results

Sample Code	Qualitative Results			Your Quantitative Data (for information only) ^[3]		
	Percentage Correct (All) ^[4]	Your Result ^[5]	Detection Score ^[6]	Reported Value	Unitage	Cycle Threshold
CTNg21C2-01	100.0	Positive	0		N/A	30.17
CTNg21C2-02	99.0	Negative	0		N/A	-
CTNg21C2-03	94.3	Positive	0		N/A	29.89
CTNg21C2-05	86.7	Positive	0		N/A	31.1

[1] **EQA Assessment Group:** To aid data analysis, participant results are grouped according to the molecular amplification/detection method specified within their molecular workflow for this challenge / distribution. For further details refer to the *Additional Information: Individual Panel Member Analysis* section of this report.

[2] **Core Panel Detection (Qualitative) Score:** An overall core panel detection score provided per challenge / distribution.

[3] **Quantitative Data (for information only):** This is the quantitative value, unitage and cycle threshold you provided when you submitted your results. For qualitative programmes this information is not used as part of your formal EQA assessment.

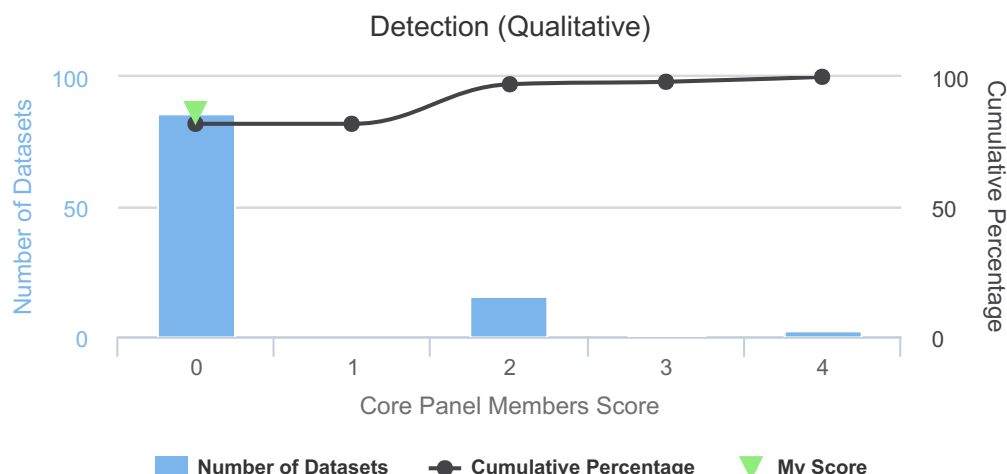
[4] **Percentage Correct (All):** Percentage of datasets (%) reporting the correct qualitative results for each panel member.


[5] **Your Result:** The qualitative result you reported for each sample within this EQA challenge / distribution.

[6] **Detection Score:** Your detection (qualitative) scores are based on the assigned detection frequency of each panel members, where 0 (zero) is "highly satisfactory" and 3 (three) is "highly unsatisfactory". Scores are provided for individual panel members.

For further details please refer to the current participant manual.

Core Panel Member Score Breakdown



Individual Report	QCMD 2021 Chlamydia trachomatis and Neisseria gonorrhoeae DNA EQA Programme (CT)				 Quality Control for Molecular Diagnostics	
Catalogue Code: QAB174191	Ref Code: CTNg21	Challenge: C2	Analysis Type: Qualitative	Dataset: 469973	Report UID: 2677/469973/3606	Laboratory CZ023

Core Panel Member Score Breakdown - Detection: This figure gives you a breakdown of the qualitative detection scores for all qualitative datasets returned within this EQA challenge / distribution independent of the EQA assessment group. Panel detection scores are generated from only those panel members that are defined as "CORE".

For further details please refer to the current participant manual.

My Workflow Details

The details of the workflow(s) used to submit your results for this challenge.

Name	STI-CNMx (v3)
Description	
Targets	<ul style="list-style-type: none"> B Mycoplasma genitalium B Neisseria gonorrhoeae B Chlamydia trachomatis
Assays	<ul style="list-style-type: none"> A <i>Extraction - Manual Extraction Process</i> <ul style="list-style-type: none"> • Commercial <ul style="list-style-type: none"> ◦ Kit Manufacturer: <i>GeneProof</i> ◦ Kit Type: <i>PathogenFree DNA Isolation Kit</i> R <i>Amplification - GeneProof - croBEE Real-Time PCR System</i> <ul style="list-style-type: none"> • Multiplex • Commercial <ul style="list-style-type: none"> ◦ Kit Manufacturer: <i>GeneProof</i> ◦ Kit Type: <i>GeneProof CT/NG/MG Multiplex PCR Kit</i> ◦ Kit Version: <i>ISEX</i>

Educational Panel Members Results

Sample Code	Qualitative Results			Your Quantitative Data (for information only) ^[1]		
	Percentage Correct (All) ^[2]	Your Result ^[3]	Detection Score ^[4]	Reported Value	Unitage	Cycle Threshold
CTNg21C2-04	100.0	Negative	0		N/A	-


[1] Quantitative Data (for information only): This is the quantitative value, unitage and cycle threshold you provided when you submitted your results. For qualitative programmes this information is not used as part of your formal EQA assessment.

[2] Percentage Correct (All): Percentage of datasets (%) reporting the correct qualitative results for each panel member.

[3] Your Result: The qualitative result you reported for each sample within this EQA challenge / distribution.

[4] Detection Score: Your detection (qualitative) scores are based on the assigned detection frequency of each panel members, where 0 (zero) is "highly satisfactory" and 3 (three) is "highly unsatisfactory". Scores are provided for individual panel members.

For further details please refer to the current participant manual.

Individual Report	QCMD 2021 Chlamydia trachomatis and Neisseria gonorrhoeae DNA EQA Programme (CT)					
Catalogue Code: QAB174191	Ref Code: CTNg21	Challenge: C2	Analysis Type: Qualitative	Dataset: 469973	Report UID: 2677/469973/3606	Laboratory CZ023

Further Programme Details

Number of Participants	105
Number of Countries	25
Number of Respondents	91
Number of Datasets Submitted	105
Qualitative Results Returned	105 (100.0%)

Comments

For the analysis of *Chlamydia trachomatis* results, *Neisseria gonorrhoeae* samples were assigned a negative educational status.


EQA Programme Aims

To assess proficiency of laboratories in the detection of *Chlamydia trachomatis* and *Neisseria gonorrhoeae* using molecular technologies.

Feedback and Enquiries

Participants are encouraged to read the QCMD Participants' Manual, which can be downloaded from the QCMD website.

Any enquiries should be submitted through the 'Contact Us' form that you can find in the 'Help' section of your QCMD (ITEMS) Participant Profile Area.

Individual Report	QCMD 2021 Chlamydia trachomatis and Neisseria gonorrhoeae DNA EQA Programme (CT)					
Catalogue Code: QAB174191	Ref Code: CTNg21	Challenge: C2	Analysis Type: Qualitative	Dataset: 469973	Report UID: 2677/469973/3606	Laboratory CZ023

Panel member analysis is separated into CORE samples followed by EDUCATIONAL samples.

Additional Core Samples Information

The following section has been categorised as shown below:

Core ► Qualitative

Individual Panel Member Analysis (Qualitative)

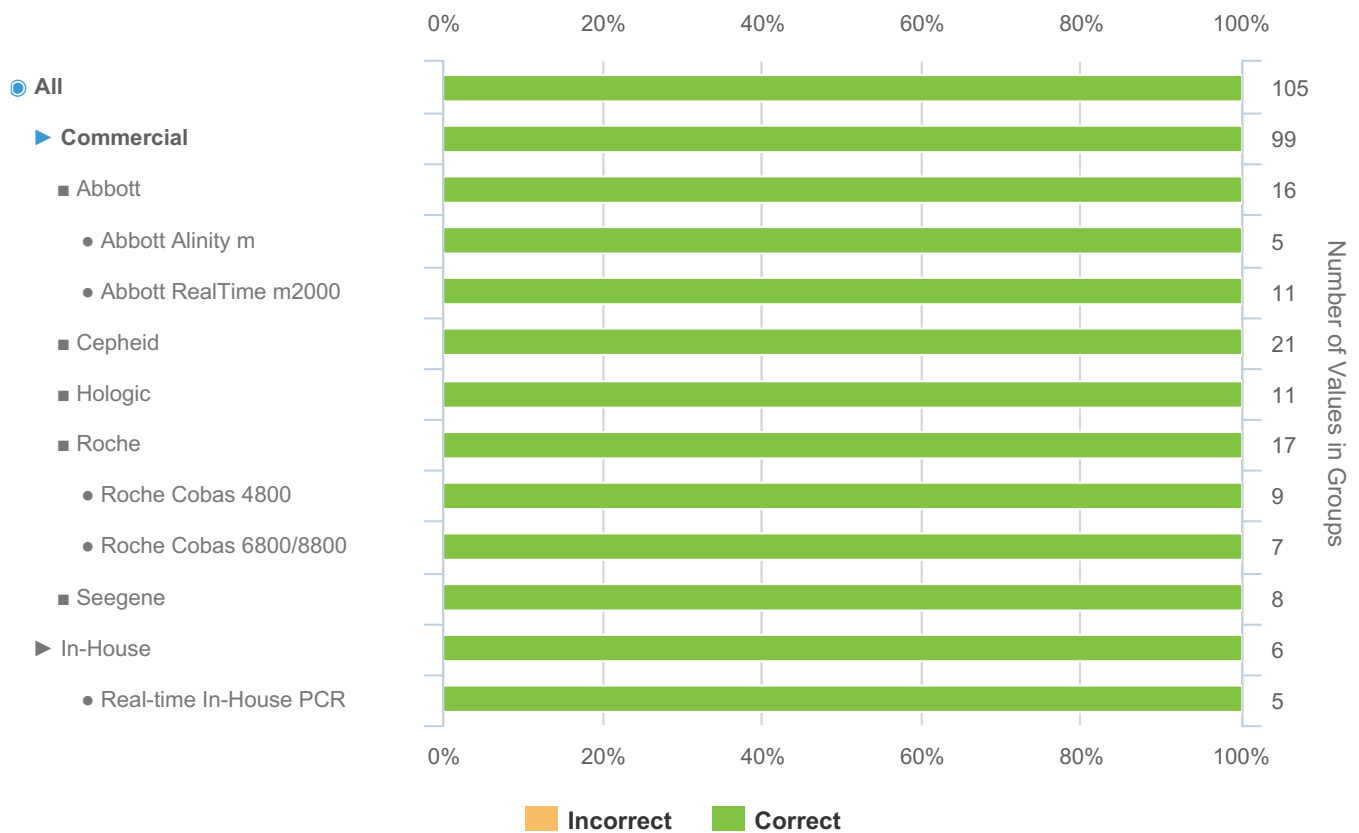
Qualitative analysis for each panel member is provided in relation to your EQA assessment group. EQA assessment groups are established using the molecular workflow information reported by all participants within this EQA challenge / distribution. The principal level of assessment is at the individual method level which is defined based on your reported “amplification/detection method” and other laboratories using the same or similar amplification/detection methods.

To allow meaningful assessment at the individual method level the EQA assessment group must consist of 5 or more datasets. If there are not sufficient datasets at the individual method level then your results will be included within a higher EQA assessment group based on whether it is a commercial or in house technology/method. The highest level assessment grouping is “All” participant reported qualitative results.

A breakdown of qualitative results reported by participants on each of the panel members within this EQA challenge / distribution is provided below. You can compare your results to those within your EQA assessment group and those obtained within other EQA assessment groups or to the overall consensus for each sample within this EQA challenge / distribution.

CTNg21C2-01 - Qualitative Results Breakdown

Sample Code	Sample Content	Matrix	Sample Relationships	Detection Frequency	Sample Status	Percentage Correct (All)	
						(%)	(n)
CTNg21C2-01	C. trachomatis (LGV)	Simulated Swab		Frequently Detected	CORE	100.0	105



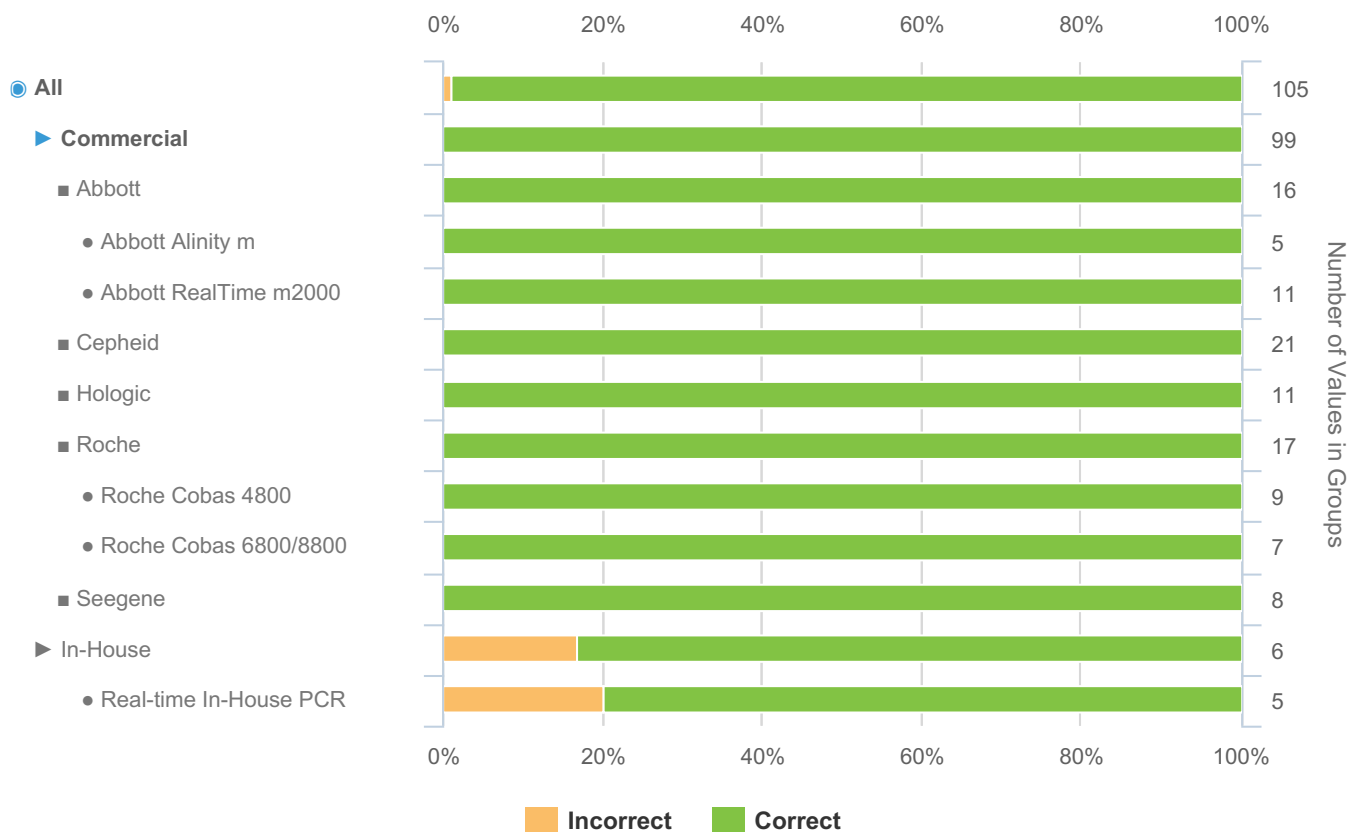
Groups below n=5: AB Analytica (n=4), AB Analytica - AB Analytica REALQUALITY RQ (n=4), AmpliSens (n=1), AmpliSens - Amplisens Real-Time PCR (n=1), AusDiagnostics (n=1), AusDiagnostics - AusDiagnostics High-Plex (n=1), BD Molecular Diagnostics (n=4), BD Molecular Diagnostics - BD MAX (n=1), BD Molecular Diagnostics - BD ProbeTec (n=3), Diagenode (n=2), Diagenode - Diagenode Real Time kit (n=2), ELITech Group (n=2), ELITech Group - Elitech Elite Real Time kit (n=2), GeneProof (n=4), GeneProof - GeneProof Real Time PCR kit (n=4), Goffin Molecular Technologies (n=1), Goffin Molecular Technologies - Goffin Presto (n=1), Hong Kong CH Gene (n=1), Hong Kong CH Gene - HK CH Gene Real Time PCR (n=1), QIAGEN (n=2), QIAGEN - QIAGEN Artus Real Time (n=2), Randox (n=1), Randox - Randox Multiplex Array (n=1), Roche - Roche Cobas Amplicor (n=1), Sacace (n=1), Sacace - Sacace Real TM (n=1), Seegene - Seegene Allplex (n=4), Seegene - Seegene Anyplex II (n=3), Seegene - Seegene Seeplex (n=1), Siemens (n=1), Siemens - Siemens Versant (n=1), Vector-Best (n=1), Vector-Best - Vector-Best Real Time PCR (n=1), In-House - Conventional In-House PCR (n=1)

Groups Rolled Up: Cepheid - Cepheid Xpert kit (n=21), Hologic - Hologic Aptima (n=11)

Catalogue Code: QAB174191	Ref Code: CTNg21	Challenge: C2	Analysis Type: Qualitative	Dataset: 469973	Report UID: 2677/469973/3606	Laboratory CZ023
-------------------------------------	----------------------------	-------------------------	--------------------------------------	---------------------------	--	----------------------------

CTNg21C2-02 - Qualitative Results Breakdown

Sample Code	Sample Content	Matrix	Sample Relationships	Detection Frequency	Sample Status	Percentage Correct (All)	
						(%)	(n)
CTNg21C2-02	Negative	Urine		Negative	CORE	99.0	105



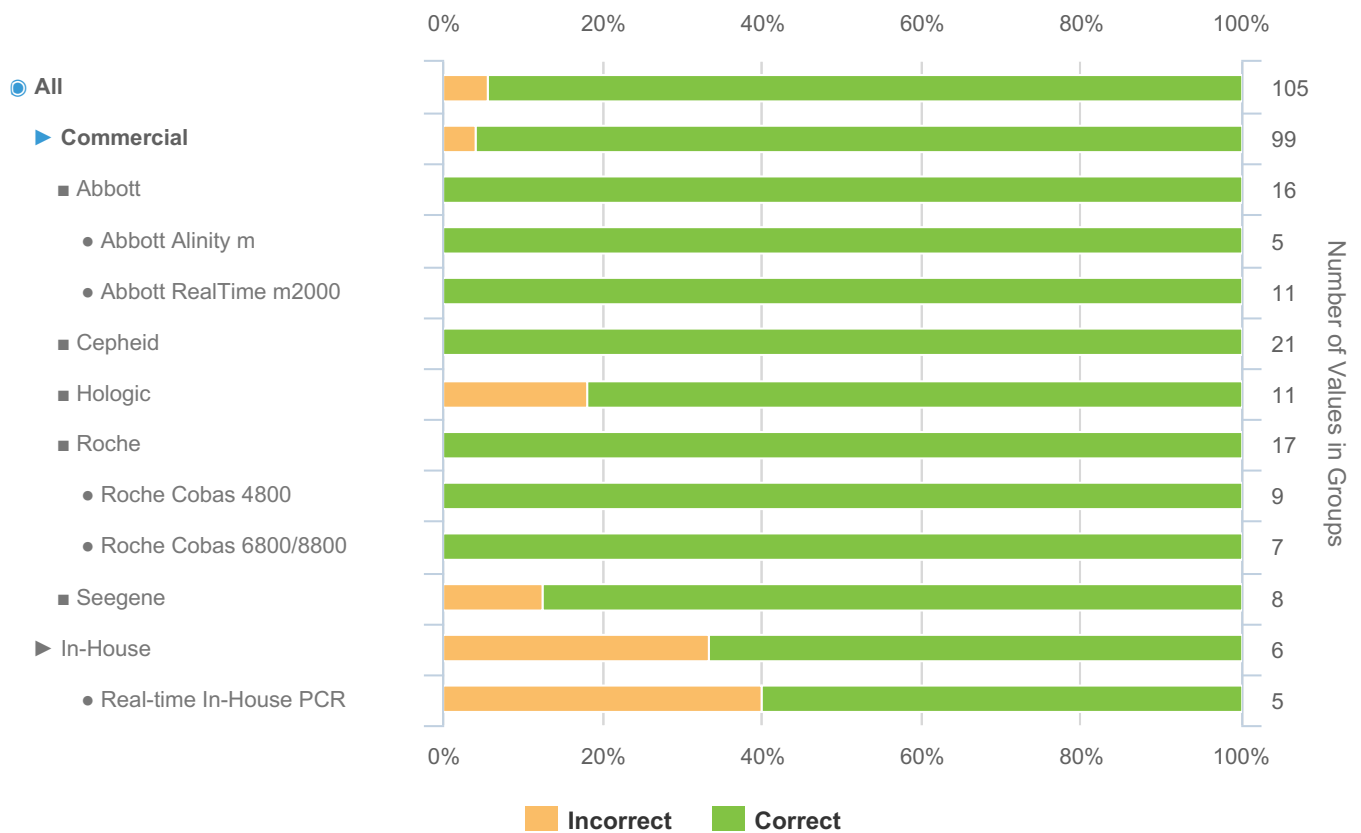
Groups below n=5: AB Analytica (n=4), AB Analytica - AB Analytica REALQUALITY RQ (n=4), AmpliSens (n=1), AmpliSens - Amplisens Real-Time PCR (n=1), AusDiagnostics (n=1), AusDiagnostics - AusDiagnostics High-Plex (n=1), BD Molecular Diagnostics (n=4), BD Molecular Diagnostics - BD MAX (n=1), BD Molecular Diagnostics - BD ProbeTec (n=3), Diagenode (n=2), Diagenode - Diagenode Real Time kit (n=2), ELITech Group (n=2), ELITech Group - Elitech Elite Real Time kit (n=2), GeneProof (n=4), GeneProof - GeneProof Real Time PCR kit (n=4), Goffin Molecular Technologies (n=1), Goffin Molecular Technologies - Goffin Presto (n=1), Hong Kong CH Gene (n=1), Hong Kong CH Gene - HK CH Gene Real Time PCR (n=1), QIAGEN (n=2), QIAGEN - QIAGEN Artus Real Time (n=2), Randox (n=1), Randox - Randox Multiplex Array (n=1), Roche - Roche Cobas Amplicor (n=1), Sacace (n=1), Sacace - Sacace Real TM (n=1), Seegene - Seegene Allplex (n=4), Seegene - Seegene Anyplex II (n=3), Seegene - Seegene Seeplex (n=1), Siemens (n=1), Siemens Versant (n=1), Vector-Best (n=1), Vector-Best - Vector-Best Real Time PCR (n=1), In-House - Conventional In-House PCR (n=1)

Groups Rolled Up: Cepheid - Cepheid Xpert kit (n=21), Hologic - Hologic Aptima (n=11)

Catalogue Code: QAB174191	Ref Code: CTNg21	Challenge: C2	Analysis Type: Qualitative	Dataset: 469973	Report UID: 2677/469973/3606	Laboratory CZ023
------------------------------	---------------------	------------------	-------------------------------	--------------------	---------------------------------	---------------------

CTNg21C2-03 - Qualitative Results Breakdown

Sample Code	Sample Content	Matrix	Sample Relationships	Detection Frequency	Sample Status	Percentage Correct (All)	
						(%)	(n)
CTNg21C2-03	C. trachomatis (Genovar F)	Urine		Detected	CORE	94.3	105



Groups below n=5: AB Analytica (n=4), AB Analytica - AB Analytica REALQUALITY RQ (n=4), AmpliSens (n=1), AmpliSens - Amplisens Real-Time PCR (n=1), AusDiagnostics (n=1), AusDiagnostics - AusDiagnostics High-Plex (n=1), BD Molecular Diagnostics (n=4), BD Molecular Diagnostics - BD MAX (n=1), BD Molecular Diagnostics - BD ProbeTec (n=3), Diagenode (n=2), Diagenode - Diagenode Real Time kit (n=2), ELITech Group (n=2), ELITech Group - Elitech Elite Real Time kit (n=2), GeneProof (n=4), GeneProof - GeneProof Real Time PCR kit (n=4), Goffin Molecular Technologies (n=1), Goffin Molecular Technologies - Goffin Presto (n=1), Hong Kong CH Gene (n=1), Hong Kong CH Gene - HK CH Gene Real Time PCR (n=1), QIAGEN (n=2), QIAGEN - QIAGEN Artus Real Time (n=2), Randox (n=1), Randox - Randox Multiplex Array (n=1), Roche - Roche Cobas Amplicor (n=1), Sacace (n=1), Sacace - Sacace Real TM (n=1), Seegene - Seegene Allplex (n=4), Seegene - Seegene Anyplex II (n=3), Seegene - Seegene Seeplex (n=1), Siemens (n=1), Siemens - Siemens Versant (n=1), Vector-Best (n=1), Vector-Best - Vector-Best Real Time PCR (n=1), In-House - Conventional In-House PCR (n=1)

Groups Rolled Up: Cepheid - Cepheid Xpert kit (n=21), Hologic - Hologic Aptima (n=11)

Individual Report

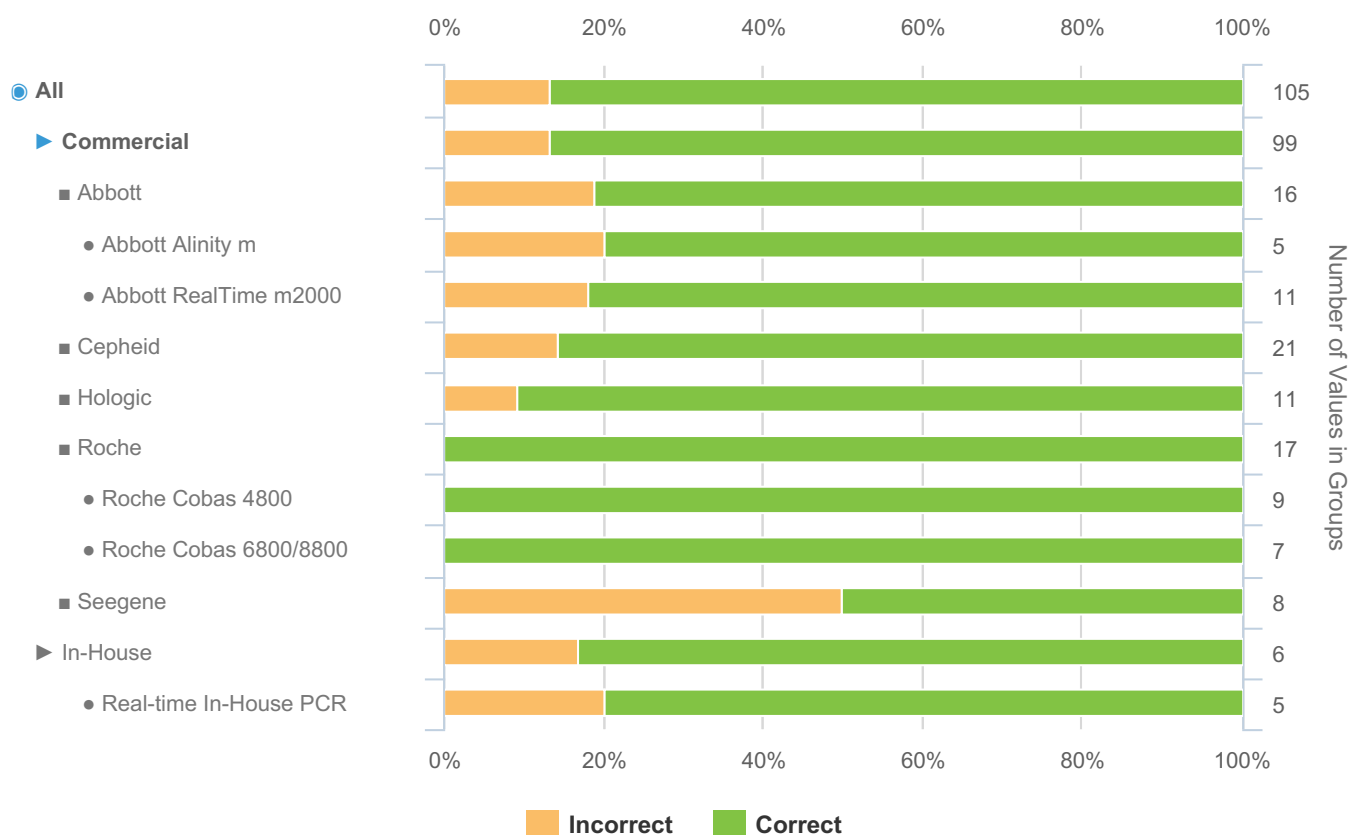
QCMD 2021 Chlamydia trachomatis and Neisseria gonorrhoeae DNA EQA Programme (CT)



Catalogue Code: QAB174191	Ref Code: CTNg21	Challenge: C2	Analysis Type: Qualitative	Dataset: 469973	Report UID: 2677/469973/3606	Laboratory CZ023
-------------------------------------	----------------------------	-------------------------	--------------------------------------	---------------------------	--	----------------------------


CTNg21C2-05 - Qualitative Results Breakdown

Sample Code	Sample Content	Matrix	Sample Relationships	Detection Frequency	Sample Status	Percentage Correct (All)	
						(%)	(n)
CTNg21C2-05	N. gonorrhoeae + C. trachomatis (LGV)	Urine		Detected	CORE	86.7	105



Groups below n=5: AB Analytica (n=4), AB Analytica - AB Analytica REALQUALITY RQ (n=4), AmpliSens (n=1), AmpliSens - Amplisens Real-Time PCR (n=1), AusDiagnostics (n=1), AusDiagnostics - AusDiagnostics High-Plex (n=1), BD Molecular Diagnostics (n=4), BD Molecular Diagnostics - BD MAX (n=1), BD Molecular Diagnostics - BD ProbeTec (n=3), Diagenode (n=2), Diagenode - Diagenode Real Time kit (n=2), ELITech Group (n=2), ELITech Group - Elitech Elite Real Time kit (n=2), GeneProof (n=4), GeneProof - GeneProof Real Time PCR kit (n=4), Goffin Molecular Technologies (n=1), Goffin Molecular Technologies - Goffin Presto (n=1), Hong Kong CH Gene (n=1), Hong Kong CH Gene - HK CH Gene Real Time PCR (n=1), QIAGEN (n=2), QIAGEN - QIAGEN Artus Real Time (n=2), Randox (n=1), Randox - Randox Multiplex Array (n=1), Roche - Roche Cobas Amplicor (n=1), Sacace (n=1), Sacace - Sacace Real TM (n=1), Seegene - Seegene Allplex (n=4), Seegene - Seegene Anyplex II (n=3), Seegene - Seegene Seeplex (n=1), Siemens (n=1), Siemens - Siemens Versant (n=1), Vector-Best (n=1), Vector-Best - Vector-Best Real Time PCR (n=1), In-House - Conventional In-House PCR (n=1)

Groups Rolled Up: Cepheid - Cepheid Xpert kit (n=21), Hologic - Hologic Aptima (n=11)

Individual Report	QCMD 2021 Chlamydia trachomatis and Neisseria gonorrhoeae DNA EQA Programme (CT)					
Catalogue Code: QAB174191	Ref Code: CTNg21	Challenge: C2	Analysis Type: Qualitative	Dataset: 469973	Report UID: 2677/469973/3606	Laboratory CZ023

Additional Educational Samples Information

The following section has been categorised as shown below:

Educational ► Qualitative

Individual Panel Member Analysis (Qualitative)

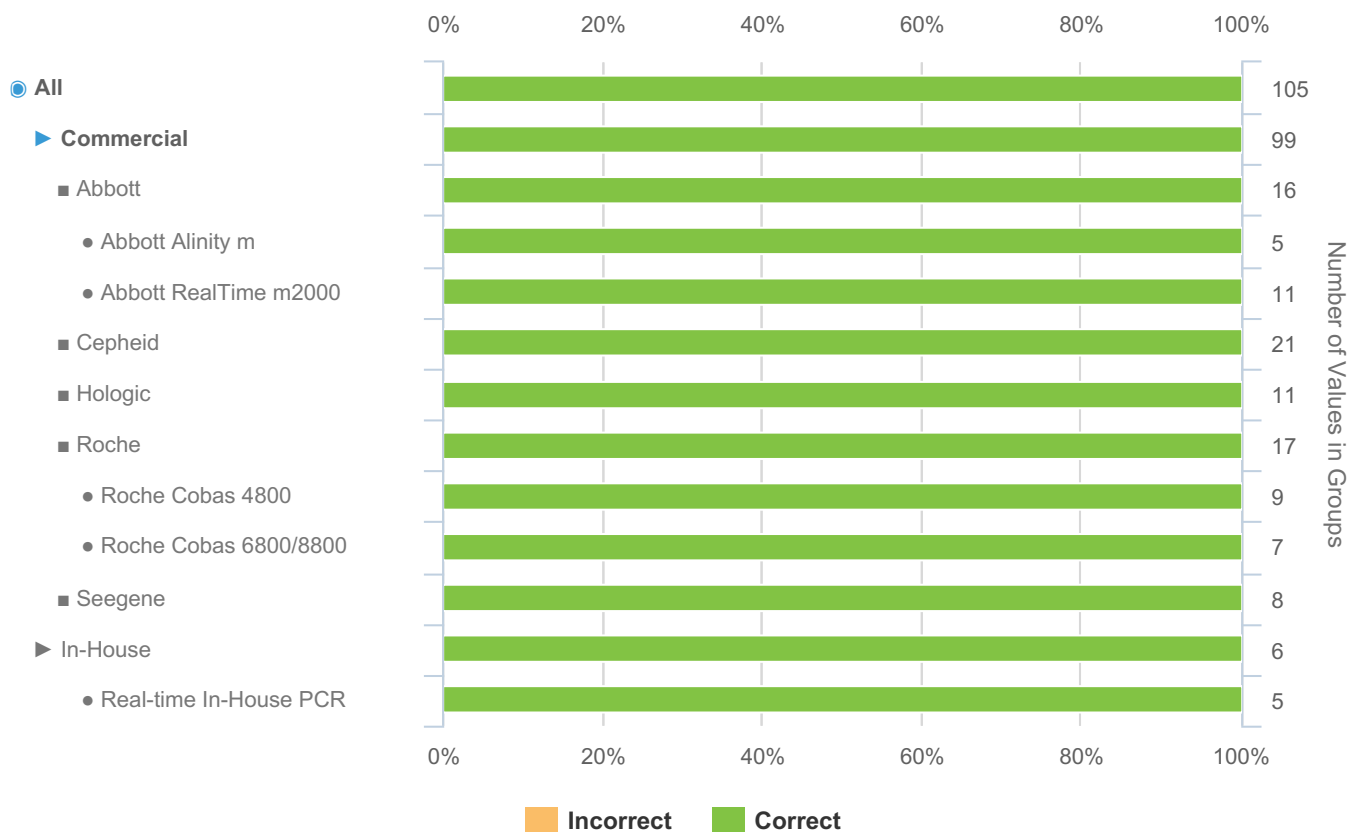
Qualitative analysis for each panel member is provided in relation to your EQA assessment group. EQA assessment groups are established using the molecular workflow information reported by all participants within this EQA challenge / distribution. The principal level of assessment is at the individual method level which is defined based on your reported “amplification/detection method” and other laboratories using the same or similar amplification/detection methods.

To allow meaningful assessment at the individual method level the EQA assessment group must consist of 5 or more datasets. If there are not sufficient datasets at the individual method level then your results will be included within a higher EQA assessment group based on whether it is a commercial or in house technology/method. The highest level assessment grouping is “All” participant reported qualitative results.

A breakdown of qualitative results reported by participants on each of the panel members within this EQA challenge / distribution is provided below. You can compare your results to those within your EQA assessment group and those obtained within other EQA assessment groups or to the overall consensus for each sample within this EQA challenge / distribution.

CTNg21C2-04 - Qualitative Results Breakdown

Sample Code	Sample Content	Matrix	Sample Relationships	Detection Frequency	Sample Status	Percentage Correct (All)	
						(%)	(n)
CTNg21C2-04	N. gonorrhoeae	Urine		Negative	EDUCATIONAL	100.0	105



Groups below n=5: AB Analytica (n=4), AB Analytica - AB Analytica REALQUALITY RQ (n=4), AmpliSens (n=1), AmpliSens - Amplisens Real-Time PCR (n=1), AusDiagnostics (n=1), AusDiagnostics - AusDiagnostics High-Plex (n=1), BD Molecular Diagnostics (n=4), BD Molecular Diagnostics - BD MAX (n=1), BD Molecular Diagnostics - BD ProbeTec (n=3), Diagenode (n=2), Diagenode - Diagenode Real Time kit (n=2), ELITech Group (n=2), ELITech Group - Elitech Elite Real Time kit (n=2), GeneProof (n=4), GeneProof - GeneProof Real Time PCR kit (n=4), Goffin Molecular Technologies (n=1), Goffin Molecular Technologies - Goffin Presto (n=1), Hong Kong CH Gene (n=1), Hong Kong CH Gene - HK CH Gene Real Time PCR (n=1), QIAGEN (n=2), QIAGEN - QIAGEN Artus Real Time (n=2), Randox (n=1), Randox - Randox Multiplex Array (n=1), Roche - Roche Cobas Amplicor (n=1), Sacace (n=1), Sacace - Sacace Real TM (n=1), Seegene - Seegene Allplex (n=4), Seegene - Seegene Anyplex II (n=3), Seegene - Seegene Seeplex (n=1), Siemens (n=1), Siemens Versant (n=1), Vector-Best (n=1), Vector-Best - Vector-Best Real Time PCR (n=1), In-House - Conventional In-House PCR (n=1)

Groups Rolled Up: Cepheid - Cepheid Xpert kit (n=21), Hologic - Hologic Aptima (n=11)

Individual Report**QCMD 2021 Chlamydia trachomatis and Neisseria gonorrhoeae DNA EQA Programme (CT)**

Catalogue Code: QAB174191	Ref Code: CTNg21	Challenge: C2	Analysis Type: Qualitative	Dataset: 469973	Report UID: 2677/469973/3606	Laboratory CZ023
-------------------------------------	----------------------------	-------------------------	--------------------------------------	---------------------------	--	----------------------------

QCMD © 2021. The QCMD EQA programme samples, associated reports and data generated during this programme are intended for External Quality Assessment (EQA) and Proficiency Testing (PT) purposes only. QCMD operates according to a strict Code of Practice which is in line with ISO/IEC 17043 and associated standards. Data reported in QCMD programmes is representative of a laboratory's standard diagnostic testing protocols irrespective of the technology they use. The data provided in the reports are based on technical information provided by the individual laboratories as part of the assessment process, as such it does not constitute a formal technology method comparison. All text and images produced by QCMD are the property of QCMD unless otherwise stated.

The reproduction and use of these materials is not permitted without the express written consent of QCMD. The use of the information provided in QCMD reports for commercial purposes is strictly prohibited.