

Individual Report

QCMD 2020 Bordetella pertussis DNA EQA Programme



Catalogue Code: QAB094132	Ref Code: BPDNA20	Challenge: S	Analysis Type: Qualitative	Dataset: 369655	Report UID: 2677/369655/2821	Laboratory CZ023
-------------------------------------	-----------------------------	------------------------	--------------------------------------	---------------------------	--	----------------------------

Intended Results / Panel Composition

Sample Code	Sample Content	Matrix	Sample Relationships ^[1]	Detection Frequency ^[2]	Sample Status ^[3]	Percentage Correct (All) ^[4]	
						(%)	(n)
BPDNA101S-01	B. pertussis (pertactin deficient)	Saline		Frequently Detected	CORE	100.0	174
BPDNA101S-02	B. pertussis (pertactin deficient)	Liquid Amies		Frequently Detected	CORE	100.0	174
BPDNA101S-03	B. pertussis (clinical)	Saline	DS1_1	Frequently Detected	CORE	99.4	174
BPDNA101S-04	B. pertussis (clinical)	Saline	DS1_2	Detected	CORE	93.7	174
BPDNA101S-05	B. pertussis (clinical)	Liquid Amies	DS2_1	Frequently Detected	CORE	98.3	174
BPDNA101S-06	B. pertussis (clinical)	Liquid Amies	DS2_2	Detected	CORE	93.7	174
BPDNA101S-07	B. parapertussis	Saline		Negative	CORE	90.2	174
BPDNA101S-08	B.holmesii (IS481+)	Saline		Negative	EDUCATIONAL	50.6	174
BPDNA101S-09	H. influenzae	Saline		Negative	CORE	100.0	174
BPDNA101S-10	Bordetella Negative	Saline		Negative	CORE	97.7	174

[1] **Sample Relationships:** Indicates the relationships of the samples within this challenge. The highest titre member of dilution series DS1 is indicated by DS1_1 and further members of the series as DS1_2, DS1_3 etc. in order of reducing titre. Additional dilution series are indicated by DS2 (e.g DS2_1, DS2_2 etc.), DS3 (e.g. DS3_1, DS3_2 etc.). If one duplicate pair is present this is indicated by 'D1'. Further duplicate pairs are indicated by 'D2', 'D3' etc.

[2] **Detection Frequency:** To aid qualitative analysis each panel member is assigned a frequency of detection. This is based on the peer group consensus of all qualitative results returned from participants within the EQA challenge / distribution.

[3] **Sample Status:** EQA samples are defined as "CORE" or "EDUCATIONAL". Core proficiency samples are reviewed by the QCMD Scientific Expert(s). This is on the basis of scientific information, clinical relevance, current literature and, where appropriate, professional clinical guidelines. Participating laboratories are expected to report core proficiency samples correctly within the EQA challenge / distribution.

[4] **Percentage Correct (All):** Percentage of datasets (%) reporting the correct qualitative result and the total number of datasets (n) reported for each panel member.

For further details please refer to the current participant manual.

Your Summary Results

EQA Assessment Group ^[1]

GeneProof Real Time PCR kit

Core Panel Detection (Qualitative) Score ^[2]

0

Individual Report

QCMD 2020 Bordetella pertussis DNA EQA Programme



Catalogue Code:
QAB094132

Ref Code:
BPDNA20

Challenge:
S

Analysis Type:
Qualitative

Dataset:
369655

Report UID:
2677/369655/2821

Laboratory
CZ023

Core Panel Members Results

Sample Code	Qualitative Results			Your Quantitative Data (for information only) ^[3]		
	Percentage Correct (All) ^[4]	Your Result ^[5]	Detection Score ^[6]	Reported Value	Unitage	Cycle Threshold
BPDNA101S-01	100.0	Positive	0		N/A	22.45
BPDNA101S-02	100.0	Positive	0		N/A	22.86
BPDNA101S-03	99.4	Positive	0		N/A	27.84
BPDNA101S-04	93.7	Positive	0		N/A	31.68
BPDNA101S-05	98.3	Positive	0		N/A	28.31
BPDNA101S-06	93.7	Positive	0		N/A	31.5
BPDNA101S-07	90.2	Negative	0		N/A	-
BPDNA101S-09	100.0	Negative	0		N/A	-
BPDNA101S-10	97.7	Negative	0		N/A	-

[1] **EQA Assessment Group:** To aid data analysis, participant results are grouped according to the molecular amplification/detection method specified within their molecular workflow for this challenge / distribution. For further details refer to the *Additional Information: Individual Panel Member Analysis* section of this report.

[2] **Core Panel Detection (Qualitative) Score:** An overall core panel detection score provided per challenge / distribution.


[3] **Quantitative Data (for information only):** This is the quantitative value, unitage and cycle threshold you provided when you submitted your results. For qualitative programmes this information is not used as part of your formal EQA assessment.

[4] **Percentage Correct (All):** Percentage of datasets (%) reporting the correct qualitative results for each panel member.

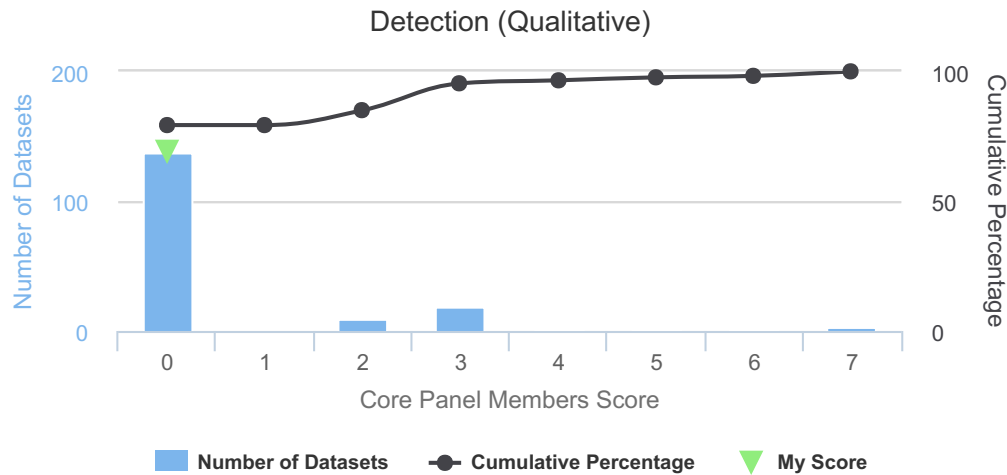
[5] **Your Result:** The qualitative result you reported for each sample within this EQA challenge / distribution.

[6] **Detection Score:** Your detection (qualitative) scores are based on the assigned detection frequency of each panel members, where 0 (zero) is "highly satisfactory" and 3 (three) is "highly unsatisfactory". Scores are provided for individual panel members.

For further details please refer to the current participant manual.

Individual Report	QCMD 2020 Bordetella pertussis DNA EQA Programme				 <small>Quality Control for Molecular Diagnostics</small>	
Catalogue Code: QAB094132	Ref Code: BPDNA20	Challenge: S	Analysis Type: Qualitative	Dataset: 369655	Report UID: 2677/369655/2821	Laboratory CZ023

Core Panel Member Score Breakdown




Core Panel Member Score Breakdown - Detection: This figure gives you a breakdown of the qualitative detection scores for all qualitative datasets returned within this EQA challenge / distribution independent of the EQA assessment group. Panel detection scores are generated from only those panel members that are defined as “CORE”.

For further details please refer to the current participant manual.

My Workflow Details

The details of the workflow(s) used to submit your results for this challenge.

Name	GeneProof Bordetella pertussis/parapertussis PCR Kit-croBEE (v2)
Description	
Targets	<ul style="list-style-type: none"> B Bordetella parapertussis B Bordetella pertussis
Assays	<ul style="list-style-type: none"> A <i>Extraction - GeneProof - croBEE NA16 Nucleic Acid Extraction System</i> <ul style="list-style-type: none"> ● Commercial <ul style="list-style-type: none"> ○ Kit Manufacturer: <i>GeneProof</i> ○ Kit Type: <i>croBEE 201A Nucleic Acid Extraction Kit</i> R <i>Amplification - GeneProof - croBEE Real-Time PCR System</i> <ul style="list-style-type: none"> ● Commercial <ul style="list-style-type: none"> ○ Kit Manufacturer: <i>GeneProof</i> ○ Kit Type: <i>Bordetella pertussis/parapertussis PCR Kit</i> ○ Kit Version: <i>ISEX</i>

Individual Report		QCMD 2020 Bordetella pertussis DNA EQA Programme			 <small>Quality Control for Molecular Diagnostics</small>	
Catalogue Code: QAB094132	Ref Code: BPDNA20	Challenge: S	Analysis Type: Qualitative	Dataset: 369655	Report UID: 2677/369655/2821	Laboratory CZ023

Educational Panel Members Results

Sample Code	Qualitative Results			Your Quantitative Data (for information only) ^[1]		
	Percentage Correct (All) ^[2]	Your Result ^[3]	Detection Score ^[4]	Reported Value	Unitage	Cycle Threshold
BPDNA101S-08	50.6	Negative	0		N/A	-

[1] **Quantitative Data (for information only):** This is the quantitative value, unitage and cycle threshold you provided when you submitted your results. For qualitative programmes this information is not used as part of your formal EQA assessment.

[2] **Percentage Correct (All):** Percentage of datasets (%) reporting the correct qualitative results for each panel member.

[3] **Your Result:** The qualitative result you reported for each sample within this EQA challenge / distribution.

[4] **Detection Score:** Your detection (qualitative) scores are based on the assigned detection frequency of each panel members, where 0 (zero) is "highly satisfactory" and 3 (three) is "highly unsatisfactory". Scores are provided for individual panel members.

For further details please refer to the current participant manual.

Further Programme Details

Number of Participants	182
Number of Countries	32
Number of Respondents	164
Number of Datasets Submitted	174
Qualitative Results Returned	174 (100.0%)


EQA Programme Aims

To assess the proficiency of laboratories in the detection of Bordetella pertussis.

Feedback and Enquiries

Participants are encouraged to read the QCMD Participants' Manual, which can be downloaded from the QCMD website.

Any enquiries should be submitted through the 'Contact Us' form that you can find in the 'Help' section of your QCMD (ITEMS) Participant Profile Area.

Individual Report	QCMD 2020 Bordetella pertussis DNA EQA Programme				 <small>Quality Control for Molecular Diagnostics</small>	
Catalogue Code: QAB094132	Ref Code: BPDNA20	Challenge: S	Analysis Type: Qualitative	Dataset: 369655	Report UID: 2677/369655/2821	Laboratory CZ023

Panel member analysis is separated into CORE samples followed by EDUCATIONAL samples.

Additional Core Samples Information

The following section has been categorised as shown below:


Core ► Qualitative

Individual Panel Member Analysis (Qualitative)

Qualitative analysis for each panel member is provided in relation to your EQA assessment group. EQA assessment groups are established using the molecular workflow information reported by all participants within this EQA challenge / distribution. The principal level of assessment is at the individual method level which is defined based on your reported “amplification/detection method” and other laboratories using the same or similar amplification/detection methods.

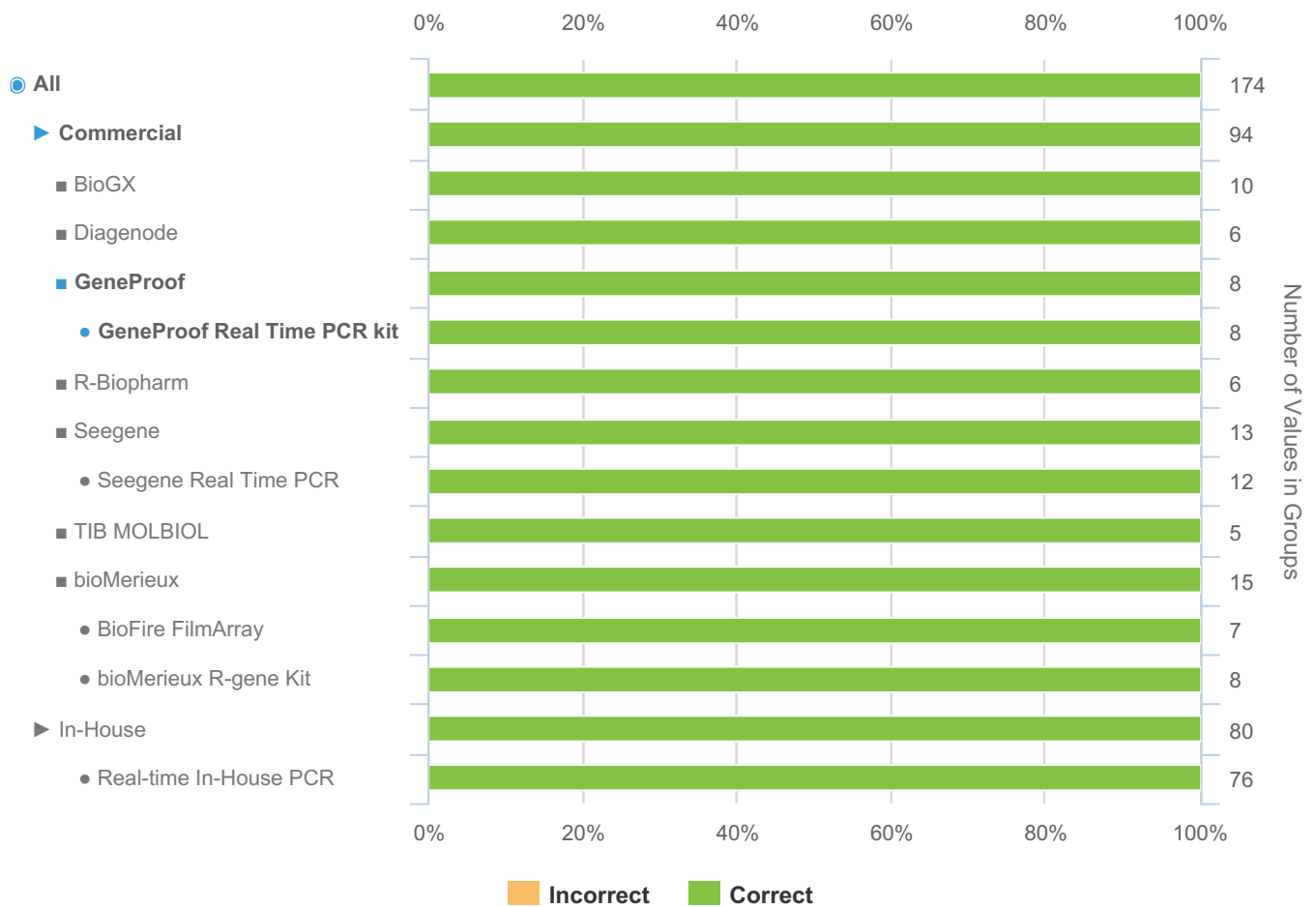
To allow meaningful assessment at the individual method level the EQA assessment group must consist of 5 or more datasets. If there are not sufficient datasets at the individual method level then your results will be included within a higher EQA assessment group based on whether it is a commercial or in house technology/method. The highest level assessment grouping is “All” participant reported qualitative results.

A breakdown of qualitative results reported by participants on each of the panel members within this EQA challenge / distribution is provided below. You can compare your results to those within your EQA assessment group and those obtained within other EQA assessment groups or to the overall consensus for each sample within this EQA challenge / distribution.


Individual Report		QCMD 2020 Bordetella pertussis DNA EQA Programme				 <small>Quality Control for Molecular Diagnostics</small>	
Catalogue Code: QAB094132	Ref Code: BPDNA20	Challenge: S	Analysis Type: Qualitative	Dataset: 369655	Report UID: 2677/369655/2821	Laboratory CZ023	

BPDNA101S-01 - Qualitative Results Breakdown

Sample Code	Sample Content	Matrix	Sample Relationships	Detection Frequency	Sample Status	Percentage Correct (All)	
						(%)	(n)
BPDNA101S-01	B. pertussis (pertactin deficient)	Saline		Frequently Detected	CORE	100.0	174



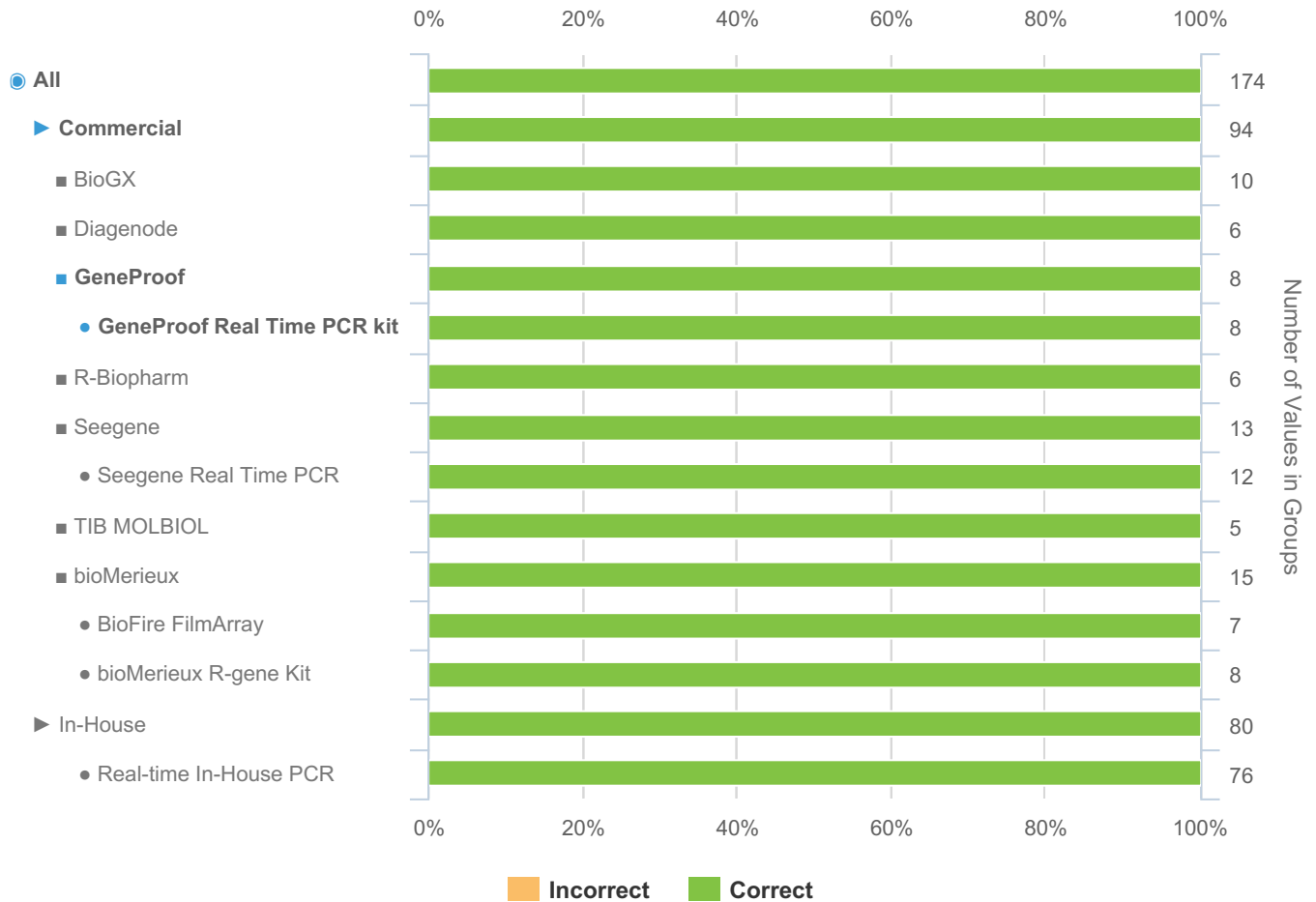
Groups below n=5: Altona Diagnostics (n=3), Altona Diagnostics - Altona Diagnostics RealStar (n=3), AusDiagnostics (n=1), AusDiagnostics - AusDiagnostics Easy-Plex (n=1), Bio-Evolution (n=2), Bio-Evolution - Bio-Evolution Real Time PCR (n=2), Certest (n=3), Certest - Certest Real Time PCR (n=3), DiaSorin (n=4), DiaSorin - DiaSorin Simplexa (n=4), ELITech Group (n=1), ELITech Group - Elitech Elite Real Time kit (n=1), Eurobio (n=2), Eurobio - Eurobio Real Time PCR (n=2), Hologic (n=2), Hologic - Hologic Panther Fusion (n=2), Meridian BioScience (n=2), Meridian BioScience - Meridian Bioscience illumigene (n=2), PathoFinder (n=2), PathoFinder - PathoFinder Real Time PCR (n=2), PrimerDesign (n=1), PrimerDesign - PrimerDesign Genesisig (n=1), Progenie Molecular (n=2), Progenie Molecular - Progenie Molecular RealCycler (n=2), Qiagen (n=3), Qiagen - Qiagen QIAstat-Dx (n=3), Quidel (n=1), Quidel - Quidel Solana (n=1), Seegene - Seegene Seeplex (n=1), Vircell (n=1), Vircell - vircell Speed-oligo (n=1), Vitassay (n=1), Vitassay - Vitassay Real-Time PCR (n=1), In-House - Conventional In-House PCR (n=4)

Individual Report		QCMD 2020 Bordetella pertussis DNA EQA Programme				 <small>Quality Control for Molecular Diagnostics</small>	
Catalogue Code: QAB094132	Ref Code: BPDNA20	Challenge: S	Analysis Type: Qualitative	Dataset: 369655	Report UID: 2677/369655/2821	Laboratory CZ023	

Groups Rolled Up: BioGX - BioGX Sample-Ready (n=10), Diagenode - Diagenode Real Time kit (n=6), R-Biopharm - R-Biopharm RIDA Gene (n=6), TIB MOLBIOL - TIB MOLBIOL LightMix (n=5)

BPDNA101S-02 - Qualitative Results Breakdown

Sample Code	Sample Content	Matrix	Sample Relationships	Detection Frequency	Sample Status	Percentage Correct (All)	
						(%)	(n)
BPDNA101S-02	B. pertussis (pertactin deficient)	Liquid Amies		Frequently Detected	CORE	100.0	174



Individual Report

QCMD 2020 Bordetella pertussis DNA EQA Programme



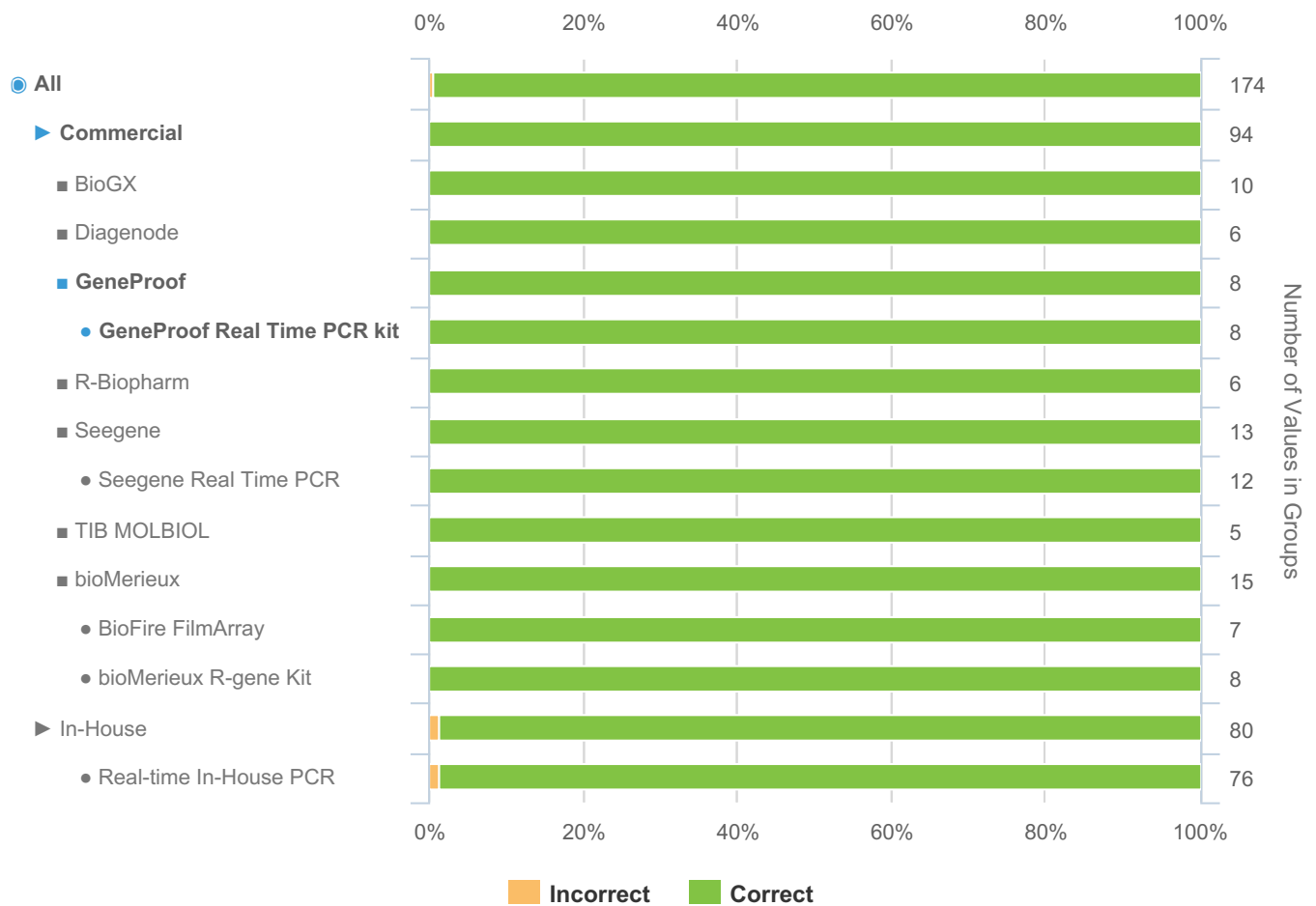
Catalogue Code: QAB094132	Ref Code: BPDNA20	Challenge: S	Analysis Type: Qualitative	Dataset: 369655	Report UID: 2677/369655/2821	Laboratory CZ023
-------------------------------------	-----------------------------	------------------------	--------------------------------------	---------------------------	--	----------------------------

Groups below n=5: Altona Diagnostics (n=3), Altona Diagnostics - Altona Diagnostics RealStar (n=3), AusDiagnostics (n=1), AusDiagnostics - AusDiagnostics Easy-Plex (n=1), Bio-Evolution (n=2), Bio-Evolution - Bio-Evolution Real Time PCR (n=2), Certest (n=3), Certest - Certest Real Time PCR (n=3), DiaSorin (n=4), DiaSorin - DiaSorin Simplexa (n=4), ELITech Group (n=1), ELITech Group - Elitech Elite Real Time kit (n=1), Eurobio (n=2), Eurobio - Eurobio Real Time PCR (n=2), Hologic (n=2), Hologic - Hologic Panther Fusion (n=2), Meridian BioScience (n=2), Meridian BioScience - Meridian Bioscience illumigene (n=2), PathoFinder (n=2), PathoFinder - PathoFinder Real Time PCR (n=2), PrimerDesign (n=1), PrimerDesign - PrimerDesign Genesig (n=1), Progenie Molecular (n=2), Progenie Molecular - Progenie Molecular RealCycler (n=2), Qiagen (n=3), Qiagen - Qiagen QIAstat-Dx (n=3), Quidel (n=1), Quidel - Quidel Solana (n=1), Seegene - Seegene Seeplex (n=1), Vircell (n=1), Vircell - vircell Speed-oligo (n=1), Vitassay (n=1), Vitassay - Vitassay Real-Time PCR (n=1), In-House - Conventional In-House PCR (n=4)

Groups Rolled Up: BioGX - BioGX Sample-Ready (n=10), Diagenode - Diagenode Real Time kit (n=6), R-Biopharm - R-Biopharm RIDA Gene (n=6), TIB MOLBIOL - TIB MOLBIOL LightMix (n=5)

BPDNA101S-03 - Qualitative Results Breakdown

Sample Code	Sample Content	Matrix	Sample Relationships	Detection Frequency	Sample Status	Percentage Correct (All)	
						(%)	(n)
BPDNA101S-03	B. pertussis (clinical)	Saline	DS1_1	Frequently Detected	CORE	99.4	174

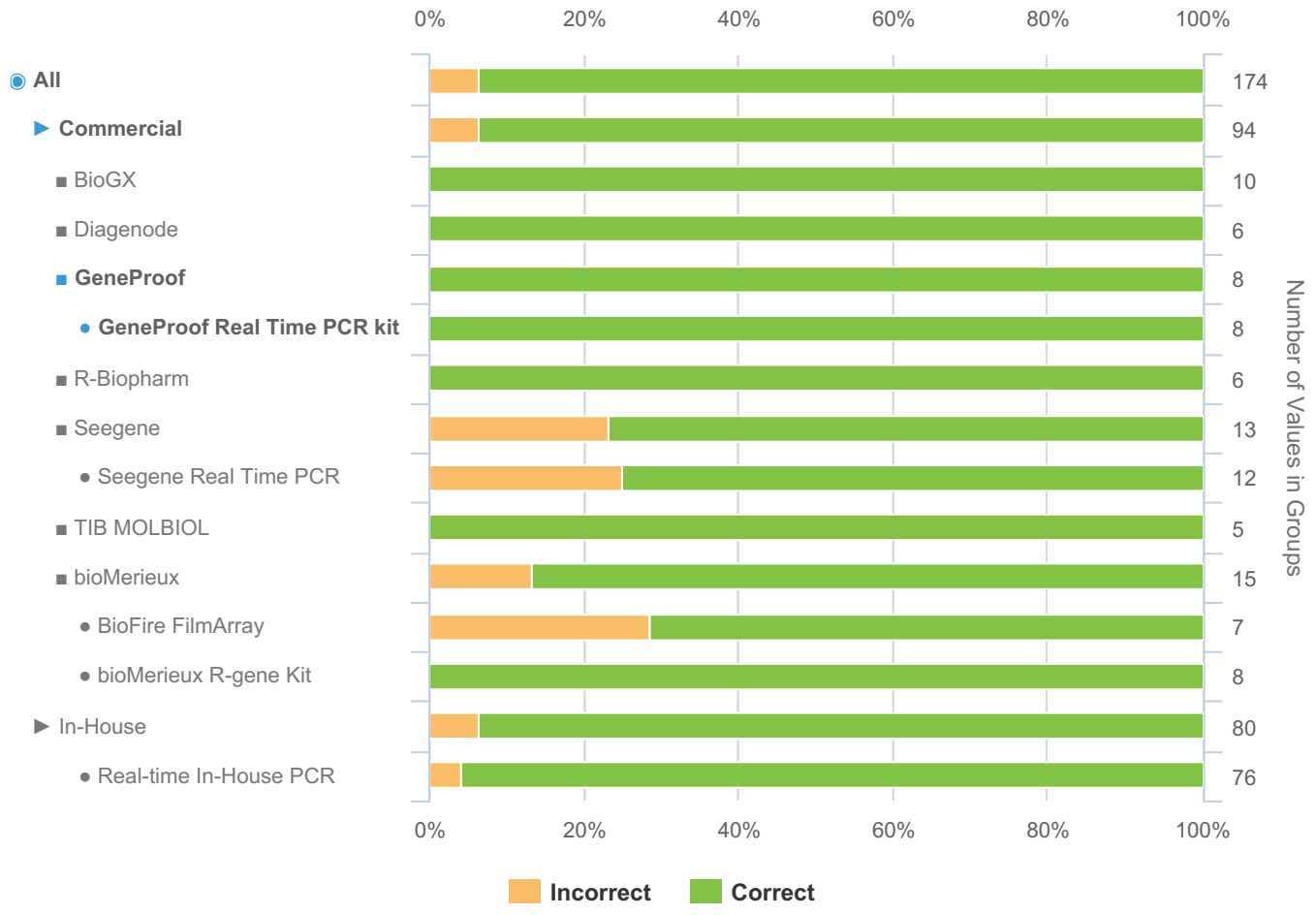


Groups below n=5: Altona Diagnostics (n=3), Altona Diagnostics - Altona Diagnostics RealStar (n=3), AusDiagnostics (n=1), AusDiagnostics - AusDiagnostics Easy-Plex (n=1), Bio-Evolution (n=2), Bio-Evolution - Bio-Evolution Real Time PCR (n=2), Certest (n=3), Certest - Certest Real Time PCR (n=3), DiaSorin (n=4), DiaSorin - DiaSorin Simplexa (n=4), ELITech Group (n=1), ELITech Group - Elitech Elite Real Time kit (n=1), Eurobio (n=2), Eurobio - Eurobio Real Time PCR (n=2), Hologic (n=2), Hologic - Hologic Panther Fusion (n=2), Meridian BioScience (n=2), Meridian BioScience - Meridian Bioscience illumigene (n=2), PathoFinder (n=2), PathoFinder - PathoFinder Real Time PCR (n=2), PrimerDesign (n=1), PrimerDesign - PrimerDesign Genesisig (n=1), Progenie Molecular (n=2), Progenie Molecular - Progenie Molecular RealCycler (n=2), Qiagen (n=3), Qiagen - Qiagen QIAstat-Dx (n=3), Quidel (n=1), Quidel - Quidel Solana (n=1), Seegene - Seegene Seeplex (n=1), Vircell (n=1), Vircell - vircell Speed-oligo (n=1), Vitassay (n=1), Vitassay - Vitassay Real-Time PCR (n=1), In-House - Conventional In-House PCR (n=4)

Groups Rolled Up: BioGX - BioGX Sample-Ready (n=10), Diagenode - Diagenode Real Time kit (n=6), R-Biopharm - R-Biopharm RIDA Gene (n=6), TIB MOLBIOL - TIB MOLBIOL LightMix (n=5)

BPDNA101S-04 - Qualitative Results Breakdown

Sample Code	Sample Content	Matrix	Sample Relationships	Detection Frequency	Sample Status	Percentage Correct (All)	
						(%)	(n)
BPDNA101S-04	B. pertussis (clinical)	Saline	DS1_2	Detected	CORE	93.7	174



Individual Report

QCMD 2020 Bordetella pertussis DNA EQA Programme



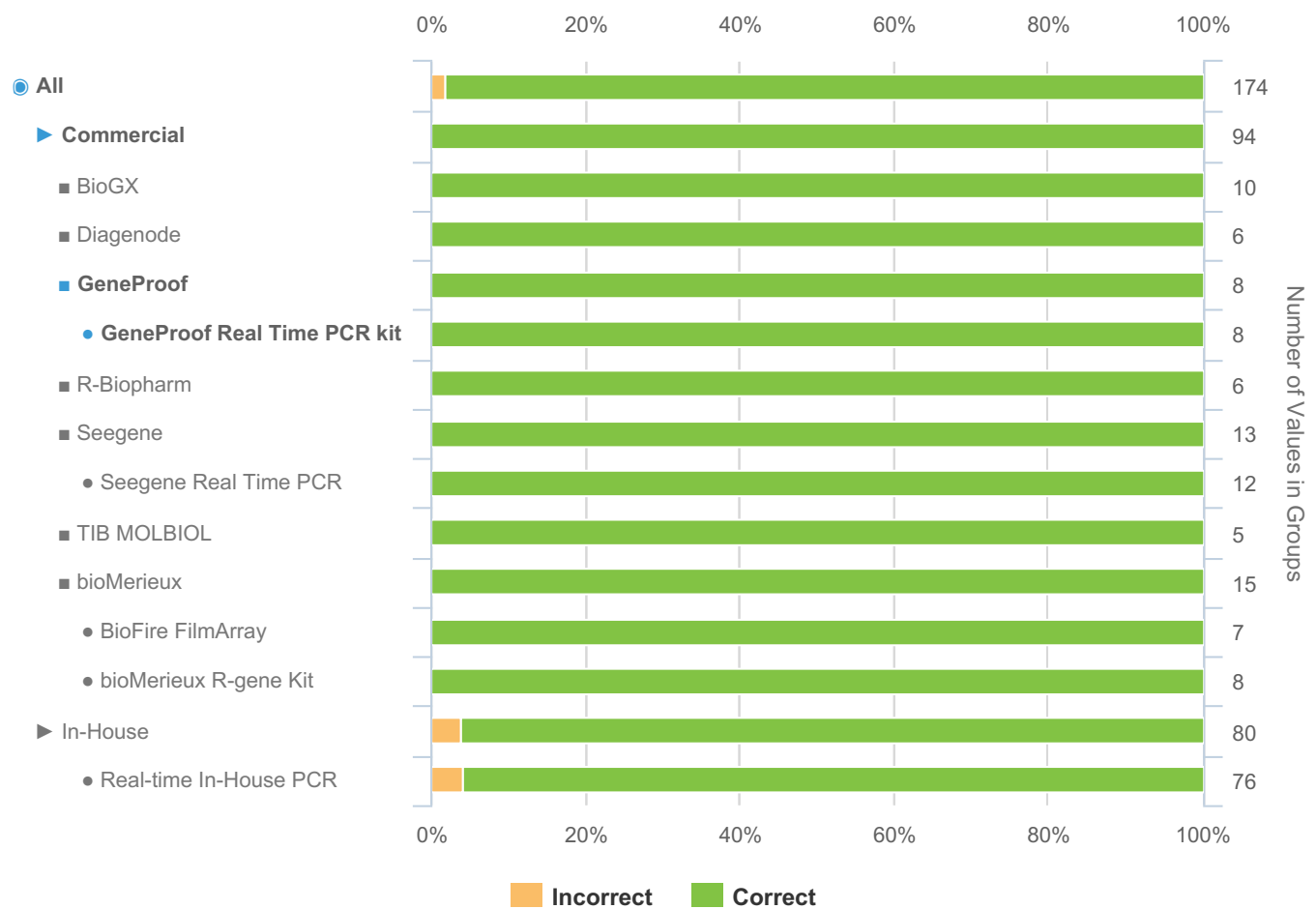
Catalogue Code: QAB094132	Ref Code: BPDNA20	Challenge: S	Analysis Type: Qualitative	Dataset: 369655	Report UID: 2677/369655/2821	Laboratory CZ023
-------------------------------------	-----------------------------	------------------------	--------------------------------------	---------------------------	--	----------------------------

Groups below n=5: Altona Diagnostics (n=3), Altona Diagnostics - Altona Diagnostics RealStar (n=3), AusDiagnostics (n=1), AusDiagnostics - AusDiagnostics Easy-Plex (n=1), Bio-Evolution (n=2), Bio-Evolution - Bio-Evolution Real Time PCR (n=2), Certest (n=3), Certest - Certest Real Time PCR (n=3), DiaSorin (n=4), DiaSorin - DiaSorin Simplexa (n=4), ELITech Group (n=1), ELITech Group - Elitech Elite Real Time kit (n=1), Eurobio (n=2), Eurobio - Eurobio Real Time PCR (n=2), Hologic (n=2), Hologic - Hologic Panther Fusion (n=2), Meridian BioScience (n=2), Meridian BioScience - Meridian Bioscience illumigene (n=2), PathoFinder (n=2), PathoFinder - PathoFinder Real Time PCR (n=2), PrimerDesign (n=1), PrimerDesign - PrimerDesign Genesig (n=1), Progenie Molecular (n=2), Progenie Molecular - Progenie Molecular RealCycler (n=2), Qiagen (n=3), Qiagen - Qiagen QIAstat-Dx (n=3), Quidel (n=1), Quidel - Quidel Solana (n=1), Seegene - Seegene Seeplex (n=1), Vircell (n=1), Vircell - vircell Speed-oligo (n=1), Vitassay (n=1), Vitassay - Vitassay Real-Time PCR (n=1), In-House - Conventional In-House PCR (n=4)

Groups Rolled Up: BioGX - BioGX Sample-Ready (n=10), Diagenode - Diagenode Real Time kit (n=6), R-Biopharm - R-Biopharm RIDA Gene (n=6), TIB MOLBIOL - TIB MOLBIOL LightMix (n=5)

BPDNA101S-05 - Qualitative Results Breakdown

Sample Code	Sample Content	Matrix	Sample Relationships	Detection Frequency	Sample Status	Percentage Correct (All)	
						(%)	(n)
BPDNA101S-05	B. pertussis (clinical)	Liquid Amies	DS2_1	Frequently Detected	CORE	98.3	174

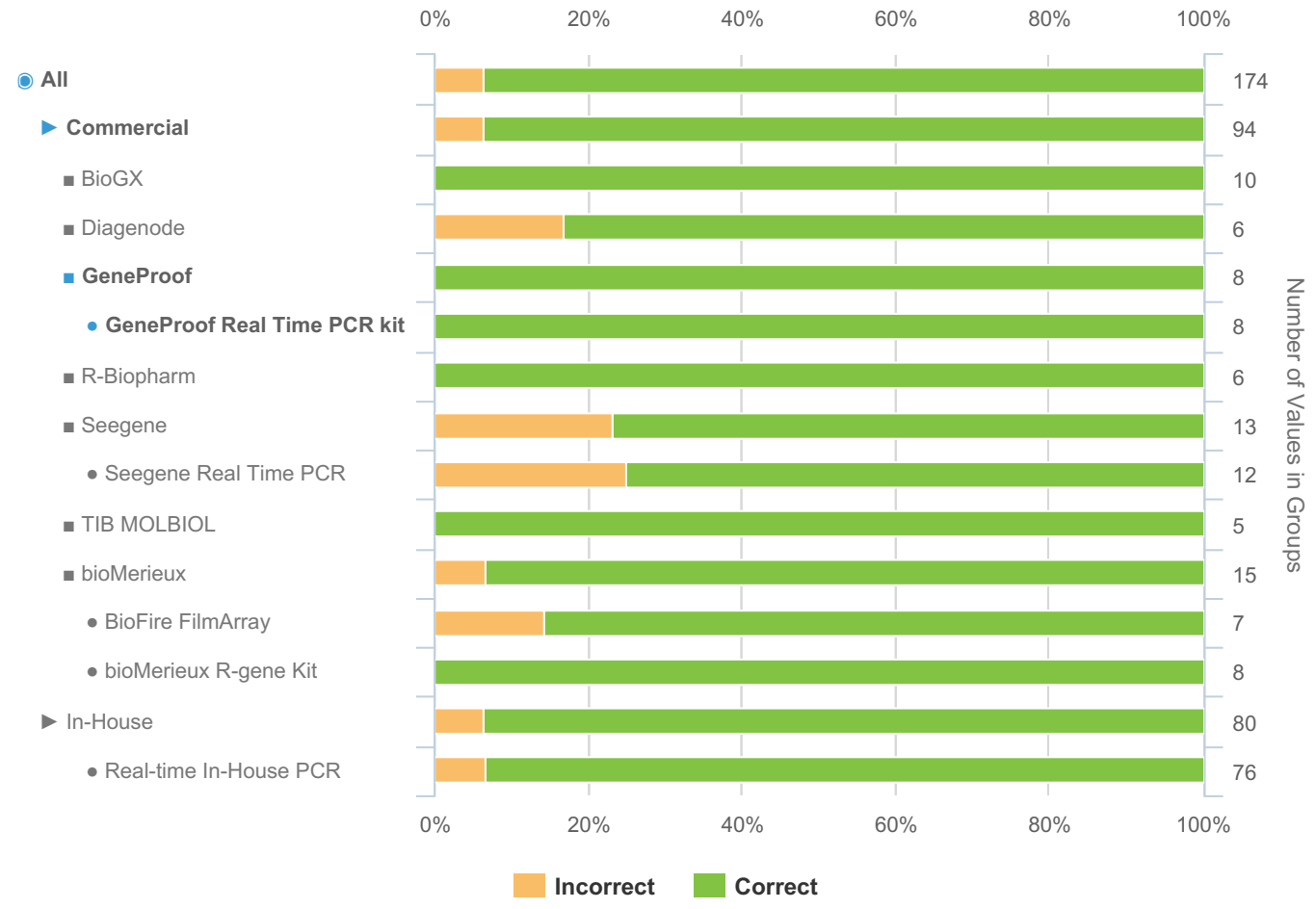


Groups below n=5: Altona Diagnostics (n=3), Altona Diagnostics - Altona Diagnostics RealStar (n=3), AusDiagnostics (n=1), AusDiagnostics - AusDiagnostics Easy-Plex (n=1), Bio-Evolution (n=2), Bio-Evolution - Bio-Evolution Real Time PCR (n=2), Certest (n=3), Certest - Certest Real Time PCR (n=3), DiaSorin (n=4), DiaSorin - DiaSorin Simplexa (n=4), ELITech Group (n=1), ELITech Group - Elitech Elite Real Time kit (n=1), Eurobio (n=2), Eurobio - Eurobio Real Time PCR (n=2), Hologic (n=2), Hologic - Hologic Panther Fusion (n=2), Meridian BioScience (n=2), Meridian BioScience - Meridian Bioscience illumigene (n=2), PathoFinder (n=2), PathoFinder - PathoFinder Real Time PCR (n=2), PrimerDesign (n=1), PrimerDesign - PrimerDesign Genesisig (n=1), Progenie Molecular (n=2), Progenie Molecular - Progenie Molecular RealCycler (n=2), Qiagen (n=3), Qiagen - Qiagen QIAstat-Dx (n=3), Quidel (n=1), Quidel - Quidel Solana (n=1), Seegene - Seegene Seeplex (n=1), Vircell (n=1), Vircell - vircell Speed-oligo (n=1), Vitassay (n=1), Vitassay - Vitassay Real-Time PCR (n=1), In-House - Conventional In-House PCR (n=4)

Groups Rolled Up: BioGX - BioGX Sample-Ready (n=10), Diagenode - Diagenode Real Time kit (n=6), R-Biopharm - R-Biopharm RIDA Gene (n=6), TIB MOLBIOL - TIB MOLBIOL LightMix (n=5)

BPDNA101S-06 - Qualitative Results Breakdown

Sample Code	Sample Content	Matrix	Sample Relationships	Detection Frequency	Sample Status	Percentage Correct (All)	
						(%)	(n)
BPDNA101S-06	B. pertussis (clinical)	Liquid Amies	DS2_2	Detected	CORE	93.7	174



Individual Report

QCMD 2020 Bordetella pertussis DNA EQA Programme



Catalogue Code: QAB094132	Ref Code: BPDNA20	Challenge: S	Analysis Type: Qualitative	Dataset: 369655	Report UID: 2677/369655/2821	Laboratory CZ023
-------------------------------------	-----------------------------	------------------------	--------------------------------------	---------------------------	--	----------------------------

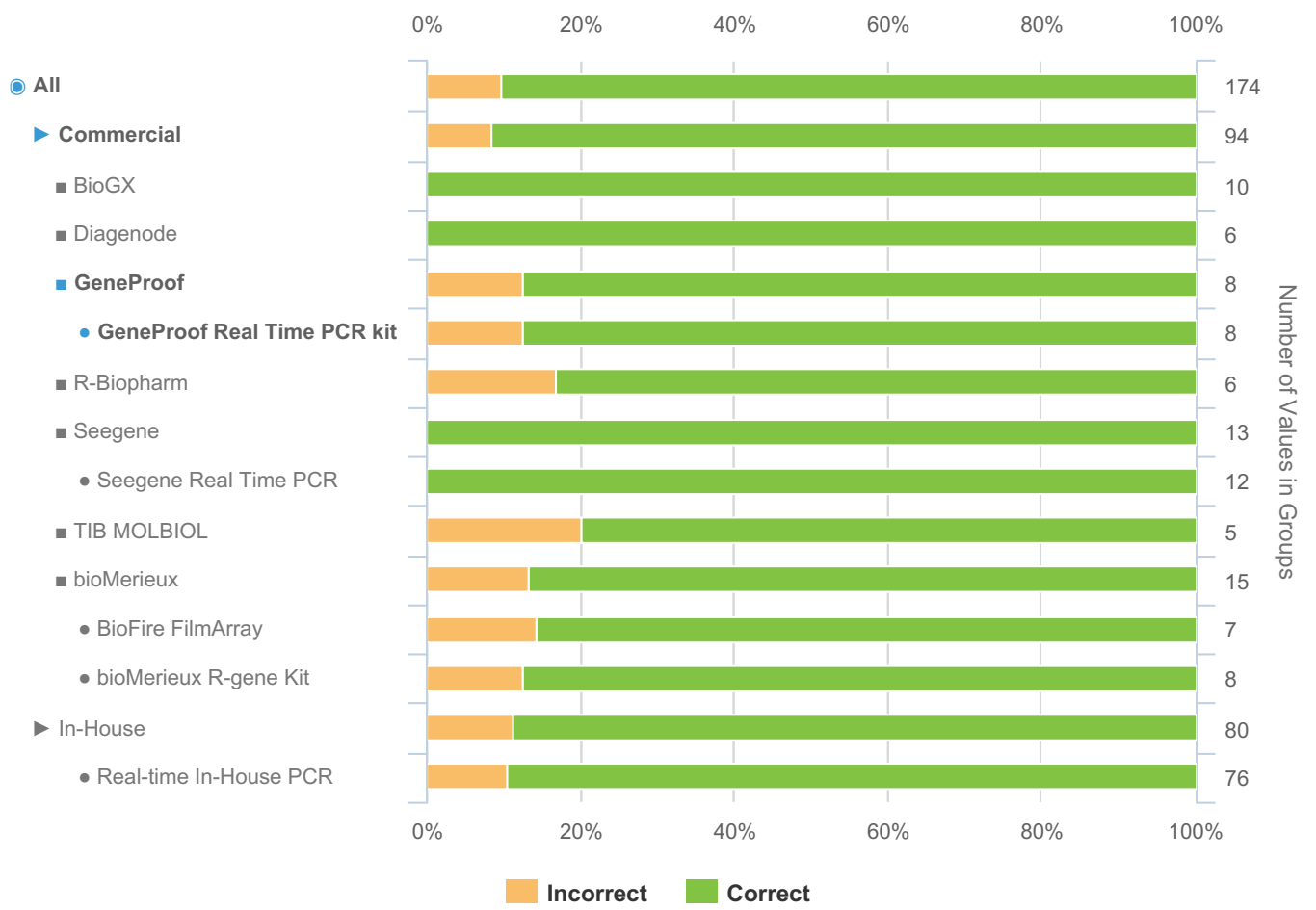
Groups below n=5: Altona Diagnostics (n=3), Altona Diagnostics - Altona Diagnostics RealStar (n=3), AusDiagnostics (n=1), AusDiagnostics - AusDiagnostics Easy-Plex (n=1), Bio-Evolution (n=2), Bio-Evolution - Bio-Evolution Real Time PCR (n=2), Certest (n=3), Certest - Certest Real Time PCR (n=3), DiaSorin (n=4), DiaSorin - DiaSorin Simplexa (n=4), ELITech Group (n=1), ELITech Group - Elitech Elite Real Time kit (n=1), Eurobio (n=2), Eurobio - Eurobio Real Time PCR (n=2), Hologic (n=2), Hologic - Hologic Panther Fusion (n=2), Meridian BioScience (n=2), Meridian BioScience - Meridian Bioscience illumigene (n=2), PathoFinder (n=2), PathoFinder - PathoFinder Real Time PCR (n=2), PrimerDesign (n=1), PrimerDesign - PrimerDesign Genesig (n=1), Progenie Molecular (n=2), Progenie Molecular - Progenie Molecular RealCycler (n=2), Qiagen (n=3), Qiagen - Qiagen QIAstat-Dx (n=3), Quidel (n=1), Quidel - Quidel Solana (n=1), Seegene - Seegene Seeplex (n=1), Vircell (n=1), Vircell - vircell Speed-oligo (n=1), Vitassay (n=1), Vitassay - Vitassay Real-Time PCR (n=1), In-House - Conventional In-House PCR (n=4)

Groups Rolled Up: BioGX - BioGX Sample-Ready (n=10), Diagenode - Diagenode Real Time kit (n=6), R-Biopharm - R-Biopharm RIDA Gene (n=6), TIB MOLBIOL - TIB MOLBIOL LightMix (n=5)


Catalogue Code: QAB094132	Ref Code: BPDNA20	Challenge: S	Analysis Type: Qualitative	Dataset: 369655	Report UID: 2677/369655/2821	Laboratory: CZ023
-------------------------------------	-----------------------------	------------------------	--------------------------------------	---------------------------	--	-----------------------------

BPDNA101S-07 - Qualitative Results Breakdown

Sample Code	Sample Content	Matrix	Sample Relationships	Detection Frequency	Sample Status	Percentage Correct (All)	
						(%)	(n)
BPDNA101S-07	B. parapertussis	Saline		Negative	CORE	90.2	174



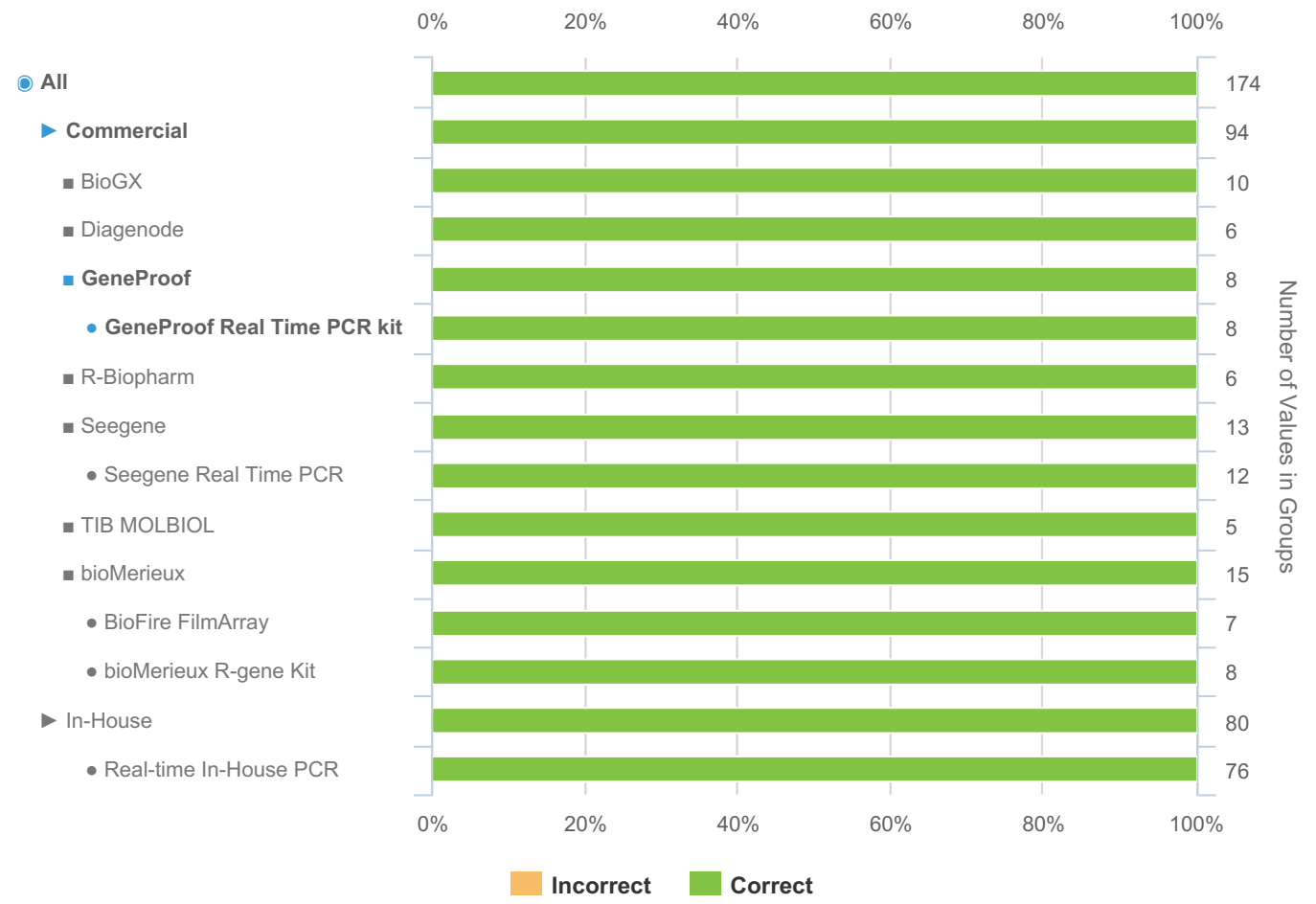
Groups below n=5: Altona Diagnostics (n=3), Altona Diagnostics - Altona Diagnostics RealStar (n=3), AusDiagnostics (n=1), AusDiagnostics - AusDiagnostics Easy-Plex (n=1), Bio-Evolution (n=2), Bio-Evolution - Bio-Evolution Real Time PCR (n=2), Certest (n=3), Certest - Certest Real Time PCR (n=3), DiaSorin (n=4), DiaSorin - DiaSorin Simplexa (n=4), ELITech Group (n=1), ELITech Group - Elitech Elite Real Time kit (n=1), Eurobio (n=2), Eurobio - Eurobio Real Time PCR (n=2), Hologic (n=2), Hologic - Hologic Panther Fusion (n=2), Meridian BioScience (n=2), Meridian BioScience - Meridian Bioscience illumigene (n=2), PathoFinder (n=2), PathoFinder - PathoFinder Real Time PCR (n=2), PrimerDesign (n=1), PrimerDesign - PrimerDesign Genesisig (n=1), Progenie Molecular (n=2), Progenie Molecular - Progenie Molecular RealCycler (n=2), Qiagen (n=3), Qiagen - Qiagen QIAstat-Dx (n=3), Quidel (n=1), Quidel - Quidel Solana (n=1), Seegene - Seegene Seeplex (n=1), Vircell (n=1), Vircell - vircell Speed-oligo (n=1), Vitassay (n=1), Vitassay - Vitassay Real-Time PCR (n=1), In-House - Conventional In-House PCR (n=4)

Individual Report		QCMD 2020 Bordetella pertussis DNA EQA Programme				 <small>Quality Control for Molecular Diagnostics</small>	
Catalogue Code: QAB094132	Ref Code: BPDNA20	Challenge: S	Analysis Type: Qualitative	Dataset: 369655	Report UID: 2677/369655/2821	Laboratory CZ023	

Groups Rolled Up: BioGX - BioGX Sample-Ready (n=10), Diagenode - Diagenode Real Time kit (n=6), R-Biopharm - R-Biopharm RIDA Gene (n=6), TIB MOLBIOL - TIB MOLBIOL LightMix (n=5)

BPDNA101S-09 - Qualitative Results Breakdown

Sample Code	Sample Content	Matrix	Sample Relationships	Detection Frequency	Sample Status	Percentage Correct (All)	
						(%)	(n)
BPDNA101S-09	H. influenzae	Saline		Negative	CORE	100.0	174



Individual Report

QCMD 2020 Bordetella pertussis DNA EQA Programme



Catalogue Code: QAB094132	Ref Code: BPDNA20	Challenge: S	Analysis Type: Qualitative	Dataset: 369655	Report UID: 2677/369655/2821	Laboratory CZ023
-------------------------------------	-----------------------------	------------------------	--------------------------------------	---------------------------	--	----------------------------

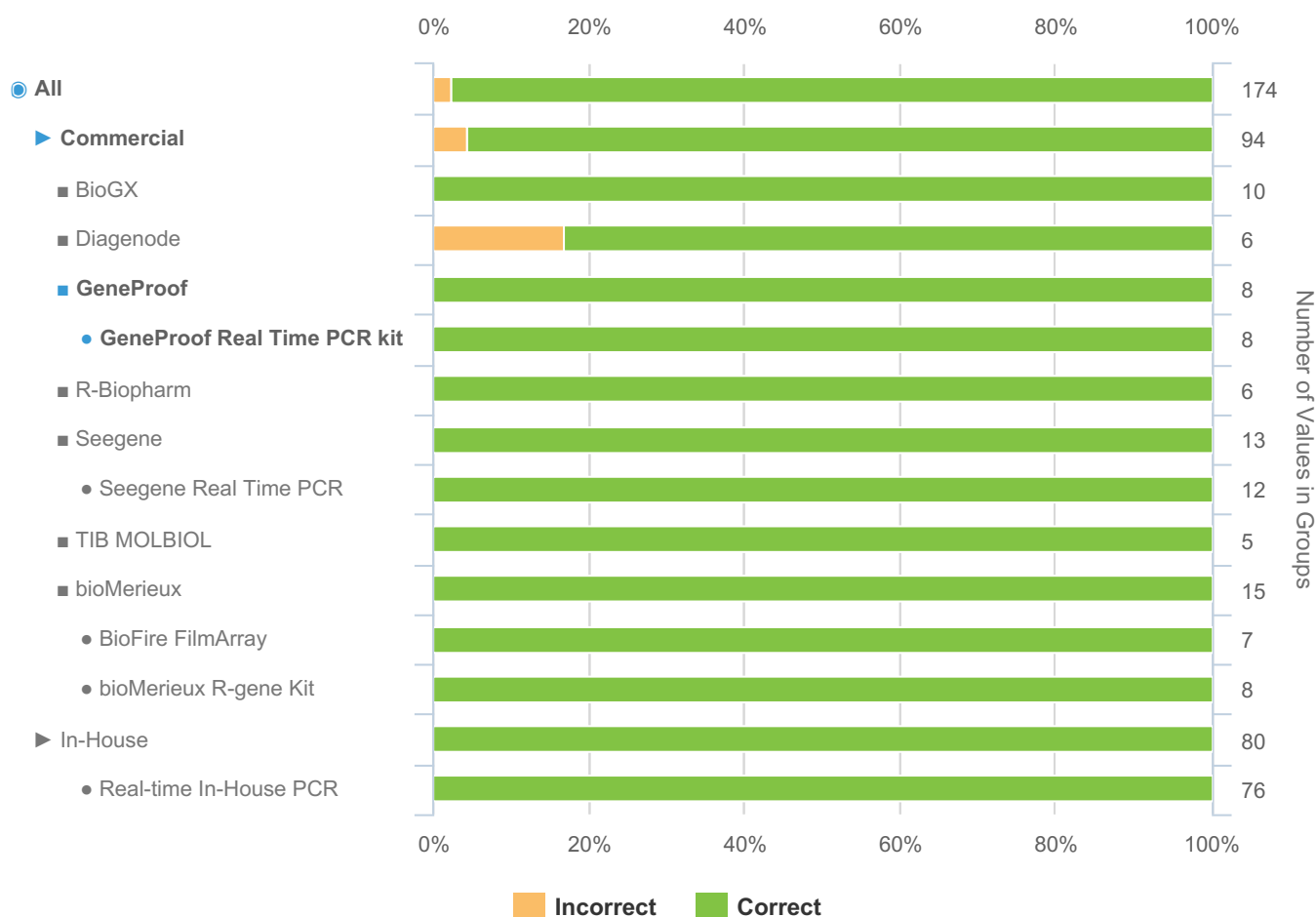
Groups below n=5: Altona Diagnostics (n=3), Altona Diagnostics - Altona Diagnostics RealStar (n=3), AusDiagnostics (n=1), AusDiagnostics - AusDiagnostics Easy-Plex (n=1), Bio-Evolution (n=2), Bio-Evolution - Bio-Evolution Real Time PCR (n=2), Certest (n=3), Certest - Certest Real Time PCR (n=3), DiaSorin (n=4), DiaSorin - DiaSorin Simplexa (n=4), ELITech Group (n=1), ELITech Group - Elitech Elite Real Time kit (n=1), Eurobio (n=2), Eurobio - Eurobio Real Time PCR (n=2), Hologic (n=2), Hologic - Hologic Panther Fusion (n=2), Meridian BioScience (n=2), Meridian BioScience - Meridian Bioscience illumigene (n=2), PathoFinder (n=2), PathoFinder - PathoFinder Real Time PCR (n=2), PrimerDesign (n=1), PrimerDesign - PrimerDesign Genesisig (n=1), Progenie Molecular (n=2), Progenie Molecular - Progenie Molecular RealCycler (n=2), Qiagen (n=3), Qiagen - Qiagen QIAstat-Dx (n=3), Quidel (n=1), Quidel - Quidel Solana (n=1), Seegene - Seegene Seeplex (n=1), Vircell (n=1), Vircell - vircell Speed-oligo (n=1), Vitassay (n=1), Vitassay - Vitassay Real-Time PCR (n=1), In-House - Conventional In-House PCR (n=4)

Groups Rolled Up: BioGX - BioGX Sample-Ready (n=10), Diagenode - Diagenode Real Time kit (n=6), R-Biopharm - R-Biopharm RIDA Gene (n=6), TIB MOLBIOL - TIB MOLBIOL LightMix (n=5)


Catalogue Code: QAB094132	Ref Code: BPDNA20	Challenge: S	Analysis Type: Qualitative	Dataset: 369655	Report UID: 2677/369655/2821	Laboratory: CZ023
-------------------------------------	-----------------------------	------------------------	--------------------------------------	---------------------------	--	-----------------------------

BPDNA101S-10 - Qualitative Results Breakdown

Sample Code	Sample Content	Matrix	Sample Relationships	Detection Frequency	Sample Status	Percentage Correct (All)	
						(%)	(n)
BPDNA101S-10	Bordetella Negative	Saline		Negative	CORE	97.7	174



Groups below n=5: Altona Diagnostics (n=3), Altona Diagnostics - Altona Diagnostics RealStar (n=3), AusDiagnostics (n=1), AusDiagnostics - AusDiagnostics Easy-Plex (n=1), Bio-Evolution (n=2), Bio-Evolution - Bio-Evolution Real Time PCR (n=2), Certest (n=3), Certest - Certest Real Time PCR (n=3), DiaSorin (n=4), DiaSorin - DiaSorin Simplexa (n=4), ELITech Group (n=1), ELITech Group - Elitech Elite Real Time kit (n=1), Eurobio (n=2), Eurobio - Eurobio Real Time PCR (n=2), Hologic (n=2), Hologic - Hologic Panther Fusion (n=2), Meridian BioScience (n=2), Meridian BioScience - Meridian Bioscience illumigene (n=2), PathoFinder (n=2), PathoFinder - PathoFinder Real Time PCR (n=2), PrimerDesign (n=1), PrimerDesign - PrimerDesign Genesisig (n=1), Progenie Molecular (n=2), Progenie Molecular - Progenie Molecular RealCycler (n=2), Qiagen (n=3), Qiagen - Qiagen QIAstat-Dx (n=3), Quidel (n=1), Quidel - Quidel Solana (n=1), Seegene - Seegene Seeplex (n=1), Vircell (n=1), Vircell - vircell Speed-oligo (n=1), Vitassay (n=1), Vitassay - Vitassay Real-Time PCR (n=1), In-House - Conventional In-House PCR (n=4)

Individual Report		QCMD 2020 Bordetella pertussis DNA EQA Programme			 <small>Quality Control for Molecular Diagnostics</small>	
Catalogue Code: QAB094132	Ref Code: BPDNA20	Challenge: S	Analysis Type: Qualitative	Dataset: 369655	Report UID: 2677/369655/2821	Laboratory CZ023

Groups Rolled Up: BioGX - BioGX Sample-Ready (n=10), Diagenode - Diagenode Real Time kit (n=6), R-Biopharm - R-Biopharm RIDA Gene (n=6), TIB MOLBIOL - TIB MOLBIOL LightMix (n=5)

Additional Educational Samples Information

The following section has been categorised as shown below:

Educational ► Qualitative

Individual Panel Member Analysis (Qualitative)

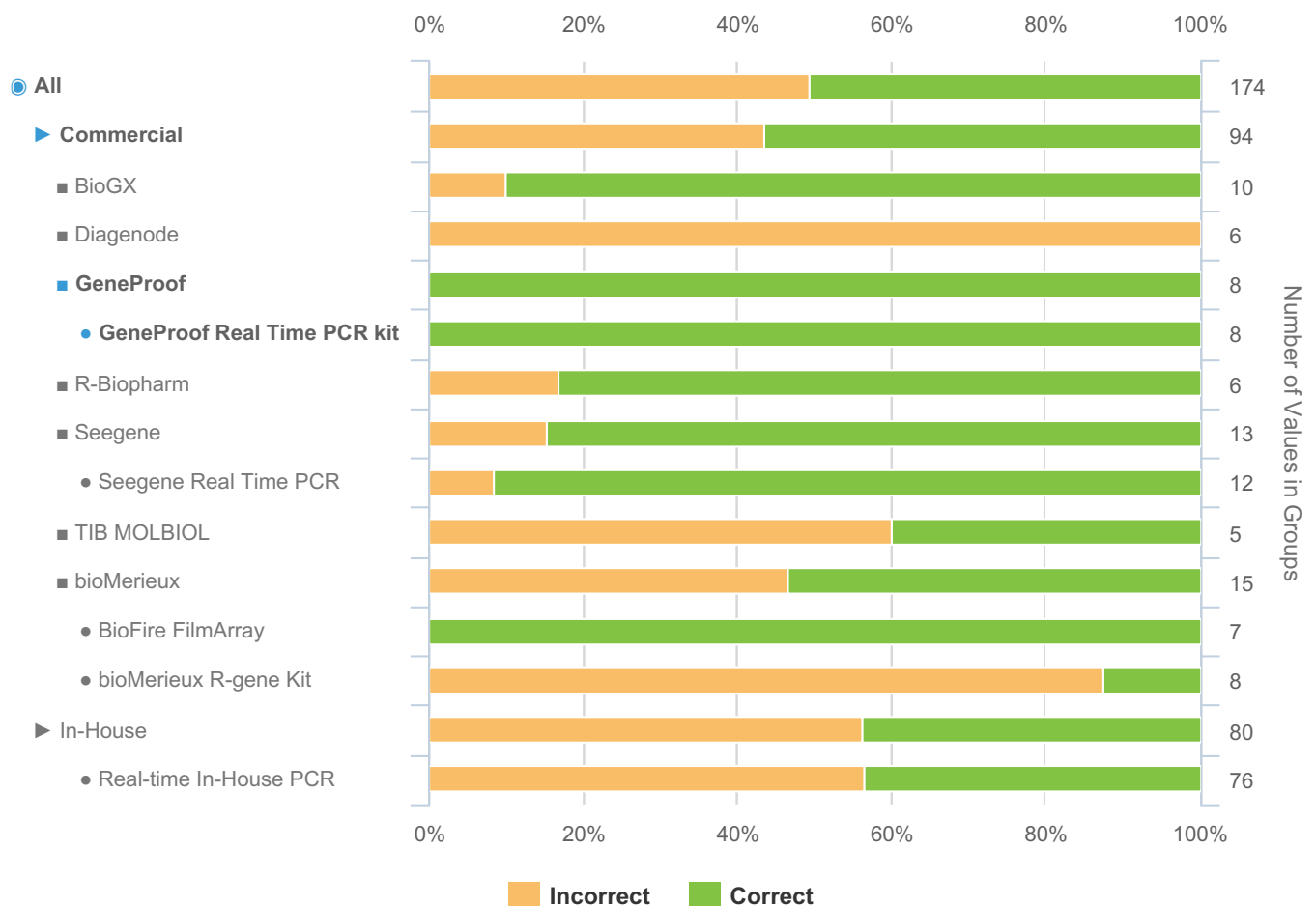
Qualitative analysis for each panel member is provided in relation to your EQA assessment group. EQA assessment groups are established using the molecular workflow information reported by all participants within this EQA challenge / distribution. The principal level of assessment is at the individual method level which is defined based on your reported “amplification/detection method” and other laboratories using the same or similar amplification/detection methods.

To allow meaningful assessment at the individual method level the EQA assessment group must consist of 5 or more datasets. If there are not sufficient datasets at the individual method level then your results will be included within a higher EQA assessment group based on whether it is a commercial or in house technology/method. The highest level assessment grouping is “All” participant reported qualitative results.


A breakdown of qualitative results reported by participants on each of the panel members within this EQA challenge / distribution is provided below. You can compare your results to those within your EQA assessment group and those obtained within other EQA assessment groups or to the overall consensus for each sample within this EQA challenge / distribution.

BPDNA101S-08 - Qualitative Results Breakdown

Sample Code	Sample Content	Matrix	Sample Relationships	Detection Frequency	Sample Status	Percentage Correct (All)	
						(%)	(n)
BPDNA101S-08	B.holmesii (IS481+)	Saline		Negative	EDUCATIONAL	50.6	174



Groups below n=5: Altona Diagnostics (n=3), Altona Diagnostics - Altona Diagnostics RealStar (n=3), AusDiagnostics (n=1), AusDiagnostics - AusDiagnostics Easy-Plex (n=1), Bio-Evolution (n=2), Bio-Evolution - Bio-Evolution Real Time PCR (n=2), Certest (n=3), Certest - Certest Real Time PCR (n=3), DiaSorin (n=4), DiaSorin - DiaSorin Simplexa (n=4), ELITech Group (n=1), ELITech Group - Elitech Elite Real Time kit (n=1), Eurobio (n=2), Eurobio - Eurobio Real Time PCR (n=2), Hologic (n=2), Hologic - Hologic Panther Fusion (n=2), Meridian BioScience (n=2), Meridian BioScience - Meridian Bioscience illumigene (n=2), PathoFinder (n=2), PathoFinder - PathoFinder Real Time PCR (n=2), PrimerDesign (n=1), PrimerDesign - PrimerDesign Genesisig (n=1), Progenie Molecular (n=2), Progenie Molecular - Progenie Molecular RealCycler (n=2), Qiagen (n=3), Qiagen - Qiagen QIAstat-Dx (n=3), Quidel (n=1), Quidel - Quidel Solana (n=1), Seegene - Seegene Seeplex (n=1), Vircell (n=1), Vircell - vircell Speed-oligo (n=1), Vitassay (n=1), Vitassay - Vitassay Real-Time PCR (n=1), In-House - Conventional In-House PCR (n=4)

Individual Report	QCMD 2020 Bordetella pertussis DNA EQA Programme					
Catalogue Code: QAB094132	Ref Code: BPDNA20	Challenge: S	Analysis Type: Qualitative	Dataset: 369655	Report UID: 2677/369655/2821	Laboratory CZ023

Groups Rolled Up: BioGX - BioGX Sample-Ready (n=10), Diagenode - Diagenode Real Time kit (n=6), R-Biopharm - R-Biopharm RIDA Gene (n=6), TIB MOLBIOL - TIB MOLBIOL LightMix (n=5)

QCMD © 2020. The QCMD EQA programme samples, associated reports and data generated during this programme are intended for External Quality Assessment (EQA) and Proficiency Testing (PT) purposes only. QCMD operates according to a strict Code of Practice which is in line with ISO/IEC 17043 and associated standards. Data reported in QCMD programmes is representative of a laboratory's standard diagnostic testing protocols irrespective of the technology they use. The data provided in the reports are based on technical information provided by the individual laboratories as part of the assessment process, as such it does not constitute a formal technology method comparison. All text and images produced by QCMD are the property of QCMD unless otherwise stated.

The reproduction and use of these materials is not permitted without the express written consent of QCMD. The use of the information provided in QCMD reports for commercial purposes is strictly prohibited.