

Individual Report

QCMD 2020 Methicillin Resistant Staphylococcus aureus DNA EQA Programme



Catalogue Code: QAB064124	Ref Code: MRSADNA20	Challenge: S	Analysis Type: Qualitative	Dataset: 419745	Report UID: 2677/419745/3175	Laboratory CZ023
-------------------------------------	-------------------------------	------------------------	--------------------------------------	---------------------------	--	----------------------------

Intended Results / Panel Composition

Sample Code	Sample Content	Matrix	Sample Relationships ^[1]	Detection Frequency ^[2]	Sample Status ^[3]	Percentage Correct (All) ^[4]	
						(%)	(n)
MRSADNA20S-01	MRSA ST398	MH Broth	DS2_1	Frequently Detected	CORE	97.0	101
MRSADNA20S-02	MRSA mecC	MH Broth		Detected	CORE	66.3	101
MRSADNA20S-03	MRSA ST398	MH Broth	DS2_2	Frequently Detected	CORE	96.0	101
MRSADNA20S-04	MRSA N315 + MSSA 29213	MH Broth		Frequently Detected	CORE	99.0	101
MRSADNA20S-05	MRSA N315	MH Broth	DS1_3	Detected	EDUCATIONAL	89.1	101
MRSADNA20S-06	MRSA N315	MH Broth	DS1_2	Frequently Detected	CORE	97.0	101
MRSADNA20S-07	MRSA N315	MH Broth	DS1_1	Frequently Detected	CORE	98.0	101
MRSADNA20S-08	MRSA Negative	MH Broth		Negative	CORE	89.1	101
MRSADNA20S-09	MSSA 29213 + MRCoNS 634	MH Broth		Negative	EDUCATIONAL	55.4	101
MRSADNA20S-10	MRSA N315 + MRCoNS 634	MH Broth		Frequently Detected	CORE	95.0	101

[1] **Sample Relationships:** Indicates the relationships of the samples within this challenge. The highest titre member of dilution series DS1 is indicated by DS1_1 and further members of the series as DS1_2, DS1_3 etc. in order of reducing titre. Additional dilution series are indicated by DS2 (e.g. DS2_1, DS2_2 etc.), DS3 (e.g. DS3_1, DS3_2 etc.). If one duplicate pair is present this is indicated by 'D1'. Further duplicate pairs are indicated by 'D2', 'D3' etc.

[2] **Detection Frequency:** To aid qualitative analysis each panel member is assigned a frequency of detection. This is based on the peer group consensus of all qualitative results returned from participants within the EQA challenge / distribution.

[3] **Sample Status:** EQA samples are defined as "CORE" or "EDUCATIONAL". Core proficiency samples are reviewed by the QCMD Scientific Expert(s). This is on the basis of scientific information, clinical relevance, current literature and, where appropriate, professional clinical guidelines. Participating laboratories are expected to report core proficiency samples correctly within the EQA challenge / distribution.

[4] **Percentage Correct (All):** Percentage of datasets (%) reporting the correct qualitative result and the total number of datasets (n) reported for each panel member.

For further details please refer to the current participant manual.

Individual Report**QCMD 2020 Methicillin Resistant Staphylococcus aureus DNA EQA Programme**

Catalogue Code: QAB064124	Ref Code: MRSADNA20	Challenge: S	Analysis Type: Qualitative	Dataset: 419745	Report UID: 2677/419745/3175	Laboratory CZ023
-------------------------------------	-------------------------------	------------------------	--------------------------------------	---------------------------	--	----------------------------

Your Summary Results

EQA Assessment Group ^[1] Commercial

Core Panel Detection (Qualitative) Score ^[2] 0

Core Panel Members Results

Sample Code	Qualitative Results			Your Quantitative Data (for information only) ^[3]		
	Percentage Correct (All) ^[4]	Your Result ^[5]	Detection Score ^[6]	Reported Value	Unitage	Cycle Threshold
MRSADNA20S-01	97.0	Positive	0		N/A	28.93
MRSADNA20S-02	66.3	Positive	0		N/A	31.44
MRSADNA20S-03	96.0	Positive	0		N/A	32.07
MRSADNA20S-04	99.0	Positive	0		N/A	29.67
MRSADNA20S-06	97.0	Positive	0		N/A	29.31
MRSADNA20S-07	98.0	Positive	0		N/A	26.5
MRSADNA20S-08	89.1	Negative	0		N/A	-
MRSADNA20S-10	95.0	Positive	0		N/A	31.01

[1] EQA Assessment Group: To aid data analysis, participant results are grouped according to the molecular amplification/detection method specified within their molecular workflow for this challenge / distribution. For further details refer to the *Additional Information: Individual Panel Member Analysis* section of this report.

[2] Core Panel Detection (Qualitative) Score: An overall core panel detection score provided per challenge / distribution.

[3] Quantitative Data (for information only): This is the quantitative value, unitage and cycle threshold you provided when you submitted your results. For qualitative programmes this information is not used as part of your formal EQA assessment.

[4] Percentage Correct (All): Percentage of datasets (%) reporting the correct qualitative results for each panel member.

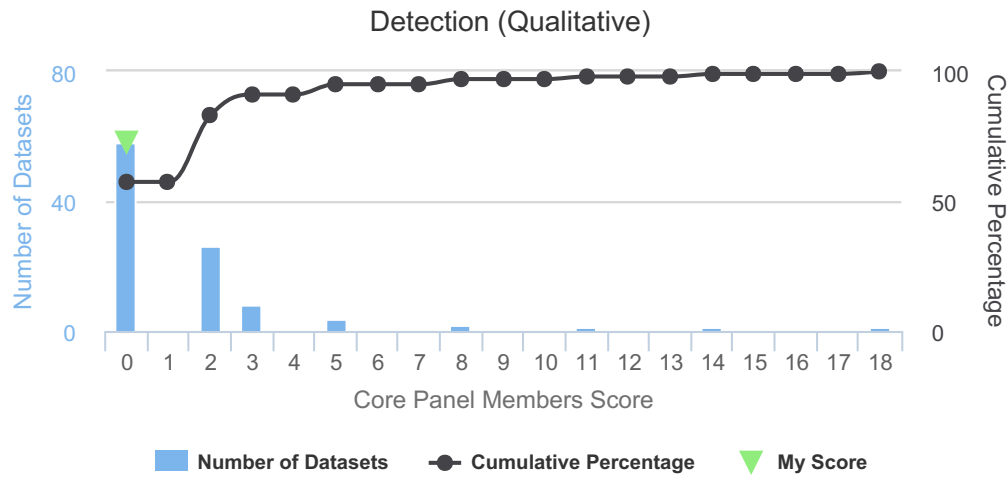
[5] Your Result: The qualitative result you reported for each sample within this EQA challenge / distribution.

[6] Detection Score: Your detection (qualitative) scores are based on the assigned detection frequency of each panel members, where 0 (zero) is "highly satisfactory" and 3 (three) is "highly unsatisfactory". Scores are provided for individual panel members.

For further details please refer to the current participant manual.

Catalogue Code: QAB064124	Ref Code: MRSADNA20	Challenge: S	Analysis Type: Qualitative	Dataset: 419745	Report UID: 2677/419745/3175	Laboratory: CZ023
-------------------------------------	-------------------------------	------------------------	--------------------------------------	---------------------------	--	-----------------------------

Core Panel Member Score Breakdown




Core Panel Member Score Breakdown - Detection: This figure gives you a breakdown of the qualitative detection scores for all qualitative datasets returned within this EQA challenge / distribution independent of the EQA assessment group. Panel detection scores are generated from only those panel members that are defined as “CORE”.
 For further details please refer to the current participant manual.

My Workflow Details

The details of the workflow(s) used to submit your results for this challenge.

Name	MRSA PCR Kit-croBEE (v3)
Description	MRSA
Targets	B Staphylococcus aureus
Assays	<ul style="list-style-type: none"> Extraction - GeneProof - croBEE NA16 Nucleic Acid Extraction System <ul style="list-style-type: none"> ● Commercial <ul style="list-style-type: none"> ○ Kit Manufacturer: <i>GeneProof</i> ○ Kit Type: <i>croBEE 201A Nucleic Acid Extraction Kit</i> Amplification - GeneProof - croBEE Real-Time PCR System <ul style="list-style-type: none"> ● Commercial <ul style="list-style-type: none"> ○ Kit Manufacturer: <i>GeneProof</i> ○ Kit Type: <i>GeneProof MRSA PCR Kit</i> ○ Kit Version: <i>ISEX</i>

Individual Report	QCMD 2020 Methicillin Resistant Staphylococcus aureus DNA EQA Programme				 QCMD <small>Quality Control for Molecular Diagnostics</small>	
Catalogue Code: QAB064124	Ref Code: MRSADNA20	Challenge: S	Analysis Type: Qualitative	Dataset: 419745	Report UID: 2677/419745/3175	Laboratory CZ023

Educational Panel Members Results

Sample Code	Qualitative Results			Your Quantitative Data (for information only) [1]		
	Percentage Correct (All) [2]	Your Result [3]	Detection Score [4]	Reported Value	Unitage	Cycle Threshold
MRSADNA20S-05	89.1	Positive	0		N/A	33.47
MRSADNA20S-09	55.4	Negative	0		N/A	-

[1] **Quantitative Data (for information only):** This is the quantitative value, unitage and cycle threshold you provided when you submitted your results. For qualitative programmes this information is not used as part of your formal EQA assessment.

[2] **Percentage Correct (All):** Percentage of datasets (%) reporting the correct qualitative results for each panel member.


[3] **Your Result:** The qualitative result you reported for each sample within this EQA challenge / distribution.

[4] **Detection Score:** Your detection (qualitative) scores are based on the assigned detection frequency of each panel members, where 0 (zero) is "highly satisfactory" and 3 (three) is "highly unsatisfactory". Scores are provided for individual panel members.

For further details please refer to the current participant manual.

Further Programme Details

Number of Participants	101
Number of Countries	24
Number of Respondents	84
Number of Datasets Submitted	101
Qualitative Results Returned	101 (100.0%)

Individual Report	QCMD 2020 Methicillin Resistant Staphylococcus aureus DNA EQA Programme					
Catalogue Code: QAB064124	Ref Code: MRSADNA20	Challenge: S	Analysis Type: Qualitative	Dataset: 419745	Report UID: 2677/419745/3175	Laboratory CZ023

Comments

The mecC resistance gene was first identified in mecA negative isolates from humans and cattle. In recent years, while the frequency of the mecC resistance mechanism remains low, the reported prevalence in both clinical and non-clinical samples has been increasing across Europe and as far afield as Australasia.

Although a clinical laboratory employing traditional methods such as antibiotic susceptibility testing would generally establish phenotypic methicillin resistance in mecC containing isolates, these isolates typically give negative results when conventional molecular methods targeting only the mecA gene are used. This can potentially hinder the diagnosis of MRSA infections.

As a result, an increasing number of molecular assays now incorporate primer / probe combinations that allow them to detect both mecA and mecC. This enables the laboratory to detect both resistance mechanisms as well as differentiate between mecA and mecC which can provide important epidemiological information.

Within the 2020 MRSA EQA Programme, panel member MRSADNA20S-02 contained mecC. Due to the importance of this emerging resistance gene in MRSA diagnostics, this panel member was considered by the EQA programme Scientific Expert group to be a 'core' panel member and will be scored as such within this and future EQA programmes.

References:

1. García-Álvarez L, Holden MT, Lindsay H, Webb CR, Brown DF, Curran MD, Walpole E, Brooks K, Pickard DJ, Teale C, Parkhill J, Bentley SD, Edwards GF, Girvan EK, Kearns AM, Pichon B, Hill RL, Larsen AR, Skov RL, Peacock SJ, Maskell DJ, Holmes MA. Methicillin-resistant *Staphylococcus aureus* with a novel mecA homologue in human and bovine populations in the UK and Denmark: a descriptive study. *Lancet Infect Dis*. 2011 Aug;11(8):595-603. doi: 10.1016/S1473-3099(11)70126-8.
2. Becker K, Denis O, Roisin S, Mellmann A, Idelevich EA, Knaack D, van Alen S, Kriegeskorte A, Köck R, Schaumburg F, Peters G, Ballhausen B. Detection of mecA- and mecC-Positive Methicillin-Resistant *Staphylococcus aureus* (MRSA) Isolates by the New Xpert MRSA Gen 3 PCR Assay. *J Clin Microbiol*. 2016 Jan;54(1):180-4. doi: 10.1128/JCM.02081-15. Epub 2015 Oct 21.
3. Gavin K, Paterson, Ewan M, Harrison, and Mark A. Holmes The emergence of mecC methicillin-resistant *Staphylococcus aureus*. *Trends Microbiol*. 2014 Jan; 22(1): 42–47. doi: 10.1016/j.tim.2013.11.003 PMID: PMC3989053.
4. Petersen A, Stegger M, Heltberg O, Christensen J, Zeuthen A, Knudsen LK, Epidemiology of methicillin-resistant *Staphylococcus aureus* carrying the novel mecC gene in Denmark corroborates a zoonotic reservoir with transmission to humans. *Clin Microbiol Infect*. 2013;19:E16–22. DOI:PubMed.


EQA Programme Aims

To assess the performance of laboratories in the detection of Methicillin Resistant *Staphylococcus aureus*.

Feedback and Enquiries

Participants are encouraged to read the QCMD Participants' Manual, which can be downloaded from the QCMD website.

Any enquiries should be submitted through the 'Contact Us' form that you can find in the 'Help' section of your QCMD (ITEMS) Participant Profile Area.

Individual Report	QCMD 2020 Methicillin Resistant Staphylococcus aureus DNA EQA Programme					
Catalogue Code: QAB064124	Ref Code: MRSADNA20	Challenge: S	Analysis Type: Qualitative	Dataset: 419745	Report UID: 2677/419745/3175	Laboratory CZ023

Panel member analysis is separated into CORE samples followed by EDUCATIONAL samples.

Additional Core Samples Information

The following section has been categorised as shown below:

Core ► Qualitative

Individual Panel Member Analysis (Qualitative)

Qualitative analysis for each panel member is provided in relation to your EQA assessment group. EQA assessment groups are established using the molecular workflow information reported by all participants within this EQA challenge / distribution. The principal level of assessment is at the individual method level which is defined based on your reported “amplification/detection method” and other laboratories using the same or similar amplification/detection methods.

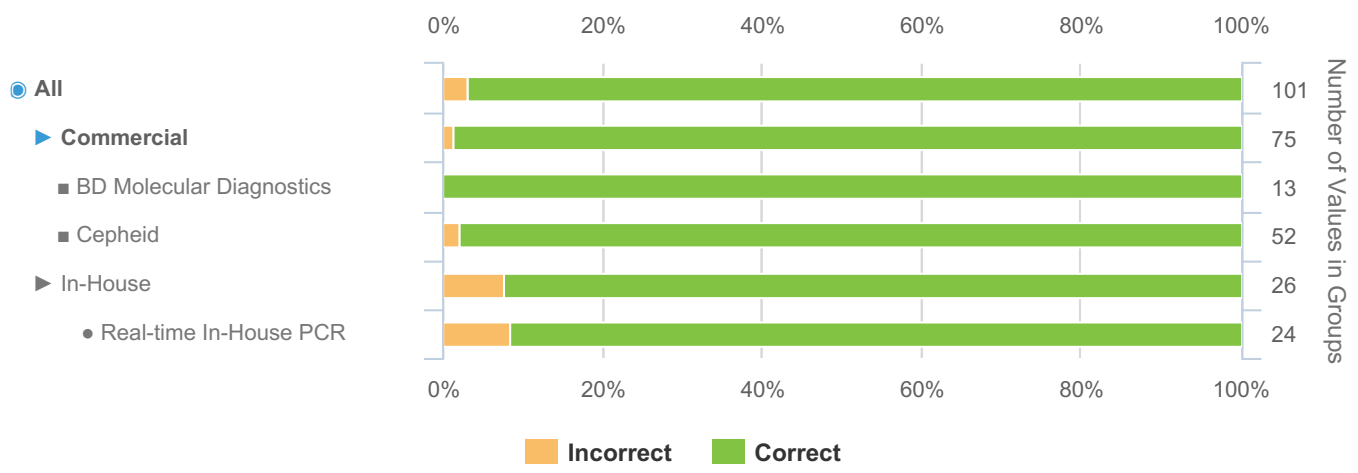
To allow meaningful assessment at the individual method level the EQA assessment group must consist of 5 or more datasets. If there are not sufficient datasets at the individual method level then your results will be included within a higher EQA assessment group based on whether it is a commercial or in house technology/method. The highest level assessment grouping is “All” participant reported qualitative results.

A breakdown of qualitative results reported by participants on each of the panel members within this EQA challenge / distribution is provided below. You can compare your results to those within your EQA assessment group and those obtained within other EQA assessment groups or to the overall consensus for each sample within this EQA challenge / distribution.

Catalogue Code: QAB064124	Ref Code: MRSADNA20	Challenge: S	Analysis Type: Qualitative	Dataset: 419745	Report UID: 2677/419745/3175	Laboratory CZ023
------------------------------	------------------------	-----------------	-------------------------------	--------------------	---------------------------------	---------------------

MRSADNA20S-01 - Qualitative Results Breakdown

Sample Code	Sample Content	Matrix	Sample Relationships	Detection Frequency	Sample Status	Percentage Correct (All)	
						(%)	(n)
MRSADNA20S-01	MRSA ST398	MH Broth	DS2_1	Frequently Detected	CORE	97.0	101



Groups below n=5: Amplex (n=1), Amplex - Amplex eazyplex (n=1), GeneProof (n=2), GeneProof - GeneProof Real Time PCR kit (n=2), Hologic (n=1), Hologic - Hologic Panther Fusion (n=1), Progenie Molecular (n=1), Progenie Molecular - Progenie Molecular RealCycler (n=1), QIAGEN (n=1), QIAGEN - Qiagen Multiplex PCR Reagents (n=1), R-Biopharm (n=3), R-Biopharm - R-Biopharm RIDA Gene (n=3), bioMerieux (n=1), bioMerieux - BioFire FilmArray (n=1), In-House - Conventional In-House PCR (n=2)

Groups Rolled Up: BD Molecular Diagnostics - BD MAX (n=13), Cepheid - Cepheid Xpert kit (n=52)

Individual Report

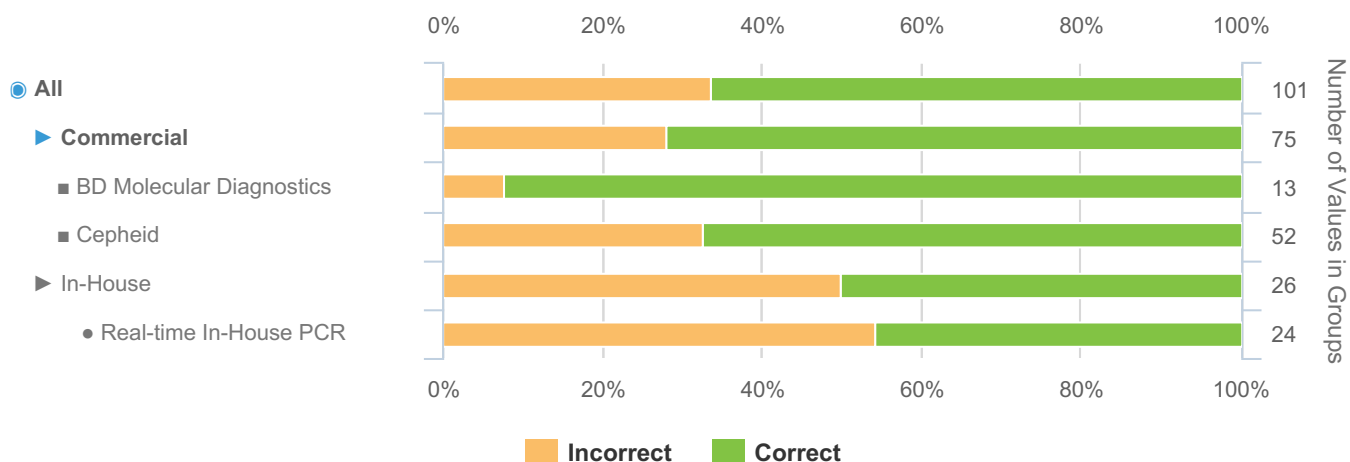
QCMD 2020 Methicillin Resistant Staphylococcus aureus DNA EQA Programme



Catalogue Code: QAB064124	Ref Code: MRSADNA20	Challenge: S	Analysis Type: Qualitative	Dataset: 419745	Report UID: 2677/419745/3175	Laboratory: CZ023
-------------------------------------	-------------------------------	------------------------	--------------------------------------	---------------------------	--	-----------------------------

MRSADNA20S-02 - Qualitative Results Breakdown

Sample Code	Sample Content	Matrix	Sample Relationships	Detection Frequency	Sample Status	Percentage Correct (All)	
						(%)	(n)
MRSADNA20S-02	MRSA mecC	MH Broth		Detected	CORE	66.3	101



Groups below n=5: Amplex (n=1), Amplex - Amplex eazyplex (n=1), GeneProof (n=2), GeneProof - GeneProof Real Time PCR kit (n=2), Hologic (n=1), Hologic - Hologic Panther Fusion (n=1), Progenie Molecular (n=1), Progenie Molecular - Progenie Molecular RealCycler (n=1), QIAGEN (n=1), QIAGEN - Qiagen Multiplex PCR Reagents (n=1), R-Biopharm (n=3), R-Biopharm - R-Biopharm RIDA Gene (n=3), bioMerieux (n=1), bioMerieux - BioFire FilmArray (n=1), In-House - Conventional In-House PCR (n=2)

Groups Rolled Up: BD Molecular Diagnostics - BD MAX (n=13), Cepheid - Cepheid Xpert kit (n=52)

Individual Report

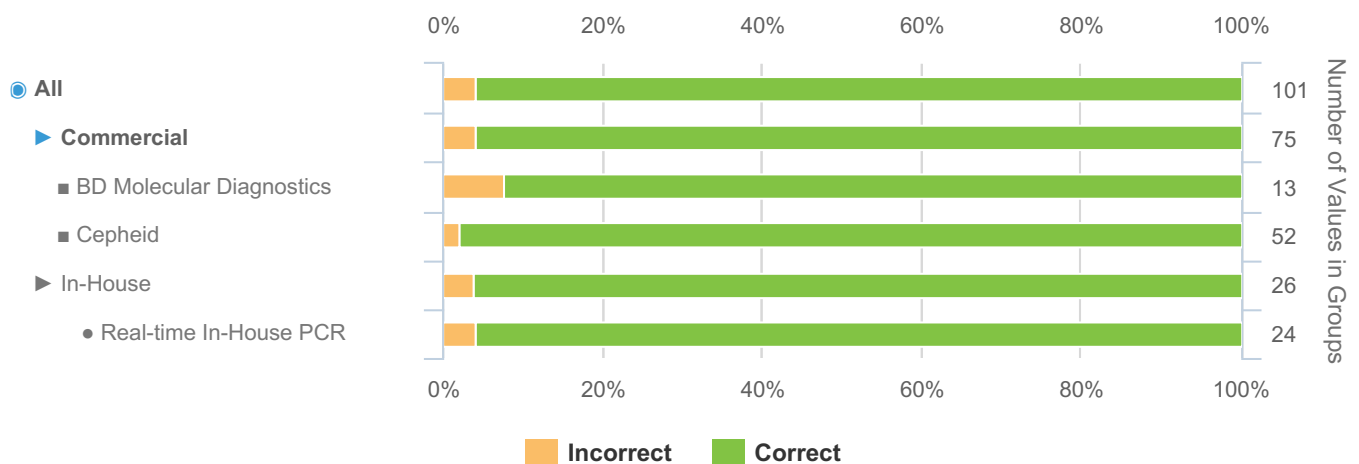
QCMD 2020 Methicillin Resistant Staphylococcus aureus DNA EQA Programme



Catalogue Code: QAB064124	Ref Code: MRSADNA20	Challenge: S	Analysis Type: Qualitative	Dataset: 419745	Report UID: 2677/419745/3175	Laboratory: CZ023
-------------------------------------	-------------------------------	------------------------	--------------------------------------	---------------------------	--	-----------------------------

MRSADNA20S-03 - Qualitative Results Breakdown

Sample Code	Sample Content	Matrix	Sample Relationships	Detection Frequency	Sample Status	Percentage Correct (All)	
						(%)	(n)
MRSADNA20S-03	MRSA ST398	MH Broth	DS2_2	Frequently Detected	CORE	96.0	101



Groups below n=5: Amplex (n=1), Amplex - Amplex eazyplex (n=1), GeneProof (n=2), GeneProof - GeneProof Real Time PCR kit (n=2), Hologic (n=1), Hologic - Hologic Panther Fusion (n=1), Progenie Molecular (n=1), Progenie Molecular - Progenie Molecular RealCycler (n=1), QIAGEN (n=1), QIAGEN - Qiagen Multiplex PCR Reagents (n=1), R-Biopharm (n=3), R-Biopharm - R-Biopharm RIDA Gene (n=3), bioMerieux (n=1), bioMerieux - BioFire FilmArray (n=1), In-House - Conventional In-House PCR (n=2)

Groups Rolled Up: BD Molecular Diagnostics - BD MAX (n=13), Cepheid - Cepheid Xpert kit (n=52)

Individual Report

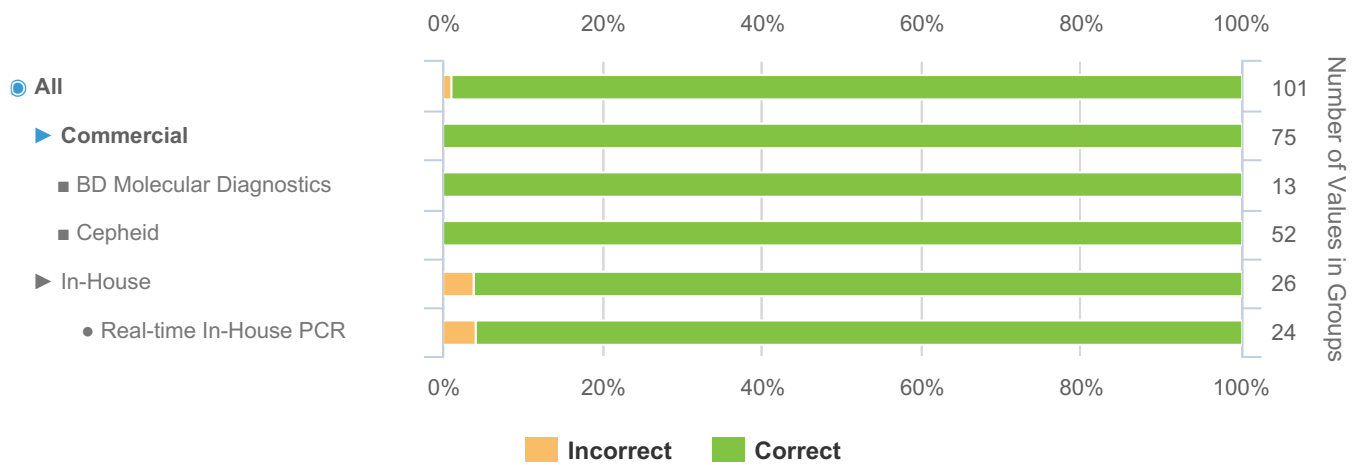
QCMD 2020 Methicillin Resistant Staphylococcus aureus DNA EQA Programme



Catalogue Code: QAB064124	Ref Code: MRSADNA20	Challenge: S	Analysis Type: Qualitative	Dataset: 419745	Report UID: 2677/419745/3175	Laboratory: CZ023
-------------------------------------	-------------------------------	------------------------	--------------------------------------	---------------------------	--	-----------------------------

MRSADNA20S-04 - Qualitative Results Breakdown

Sample Code	Sample Content	Matrix	Sample Relationships	Detection Frequency	Sample Status	Percentage Correct (All)	
						(%)	(n)
MRSADNA20S-04	MRSA N315 + MSSA 29213	MH Broth		Frequently Detected	CORE	99.0	101

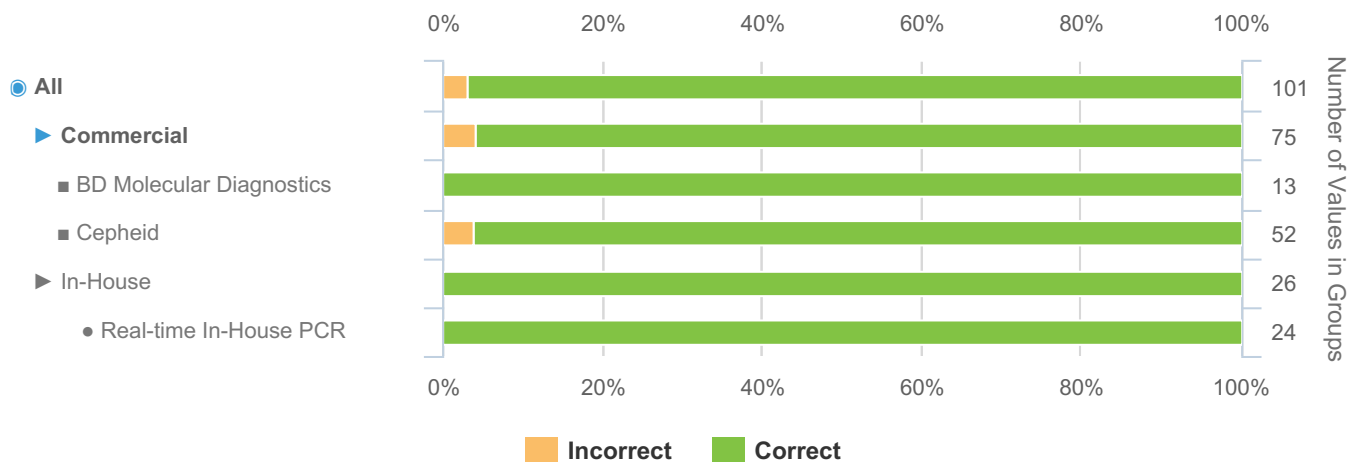


Groups below n=5: Amplex (n=1), Amplex - Amplex eazyplex (n=1), GeneProof (n=2), GeneProof - GeneProof Real Time PCR kit (n=2), Hologic (n=1), Hologic - Hologic Panther Fusion (n=1), Progenie Molecular (n=1), Progenie Molecular - Progenie Molecular RealCycler (n=1), QIAGEN (n=1), QIAGEN - Qiagen Multiplex PCR Reagents (n=1), R-Biopharm (n=3), R-Biopharm - R-Biopharm RIDA Gene (n=3), bioMerieux (n=1), bioMerieux - BioFire FilmArray (n=1), In-House - Conventional In-House PCR (n=2)

Groups Rolled Up: BD Molecular Diagnostics - BD MAX (n=13), Cepheid - Cepheid Xpert kit (n=52)

MRSADNA20S-06 - Qualitative Results Breakdown

Sample Code	Sample Content	Matrix	Sample Relationships	Detection Frequency	Sample Status	Percentage Correct (All)	
						(%)	(n)
MRSADNA20S-06	MRSA N315	MH Broth	DS1_2	Frequently Detected	CORE	97.0	101



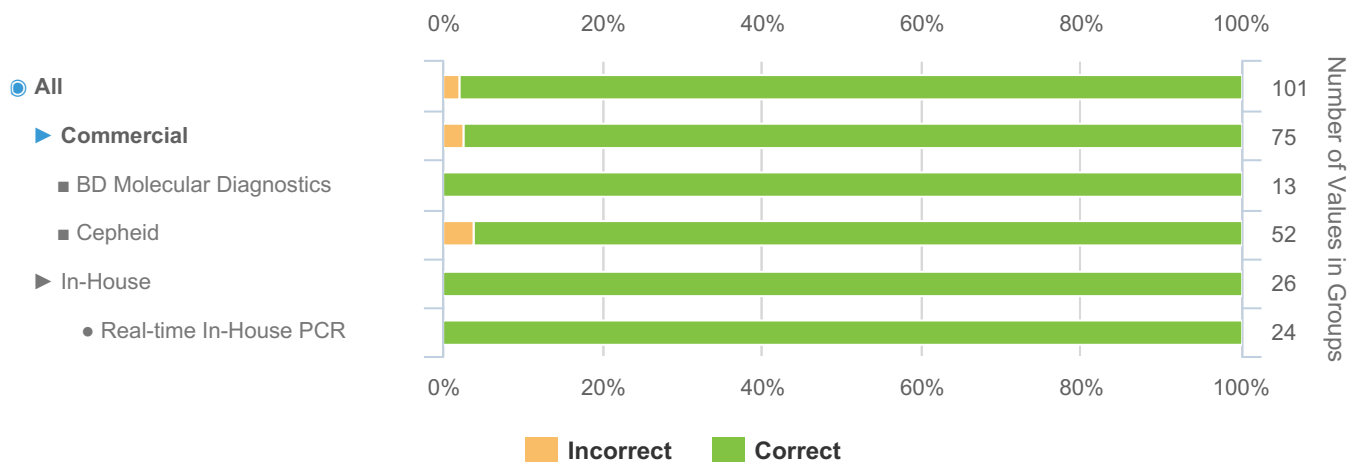
Groups below n=5: Amplex (n=1), Amplex - Amplex eazyplex (n=1), GeneProof (n=2), GeneProof - GeneProof Real Time PCR kit (n=2), Hologic (n=1), Hologic - Hologic Panther Fusion (n=1), Progenie Molecular (n=1), Progenie Molecular - Progenie Molecular RealCycler (n=1), QIAGEN (n=1), QIAGEN - Qiagen Multiplex PCR Reagents (n=1), R-Biopharm (n=3), R-Biopharm - R-Biopharm RIDA Gene (n=3), bioMerieux (n=1), bioMerieux - BioFire FilmArray (n=1), In-House - Conventional In-House PCR (n=2)

Groups Rolled Up: BD Molecular Diagnostics - BD MAX (n=13), Cepheid - Cepheid Xpert kit (n=52)

Catalogue Code: QAB064124	Ref Code: MRSADNA20	Challenge: S	Analysis Type: Qualitative	Dataset: 419745	Report UID: 2677/419745/3175	Laboratory CZ023
------------------------------	------------------------	-----------------	-------------------------------	--------------------	---------------------------------	---------------------

MRSADNA20S-07 - Qualitative Results Breakdown

Sample Code	Sample Content	Matrix	Sample Relationships	Detection Frequency	Sample Status	Percentage Correct (All)	
						(%)	(n)
MRSADNA20S-07	MRSA N315	MH Broth	DS1_1	Frequently Detected	CORE	98.0	101



Groups below n=5: Amplex (n=1), Amplex - Amplex eazyplex (n=1), GeneProof (n=2), GeneProof - GeneProof Real Time PCR kit (n=2), Hologic (n=1), Hologic - Hologic Panther Fusion (n=1), Progenie Molecular (n=1), Progenie Molecular - Progenie Molecular RealCycler (n=1), QIAGEN (n=1), QIAGEN - Qiagen Multiplex PCR Reagents (n=1), R-Biopharm (n=3), R-Biopharm - R-Biopharm RIDA Gene (n=3), bioMerieux (n=1), bioMerieux - BioFire FilmArray (n=1), In-House - Conventional In-House PCR (n=2)

Groups Rolled Up: BD Molecular Diagnostics - BD MAX (n=13), Cepheid - Cepheid Xpert kit (n=52)

Individual Report

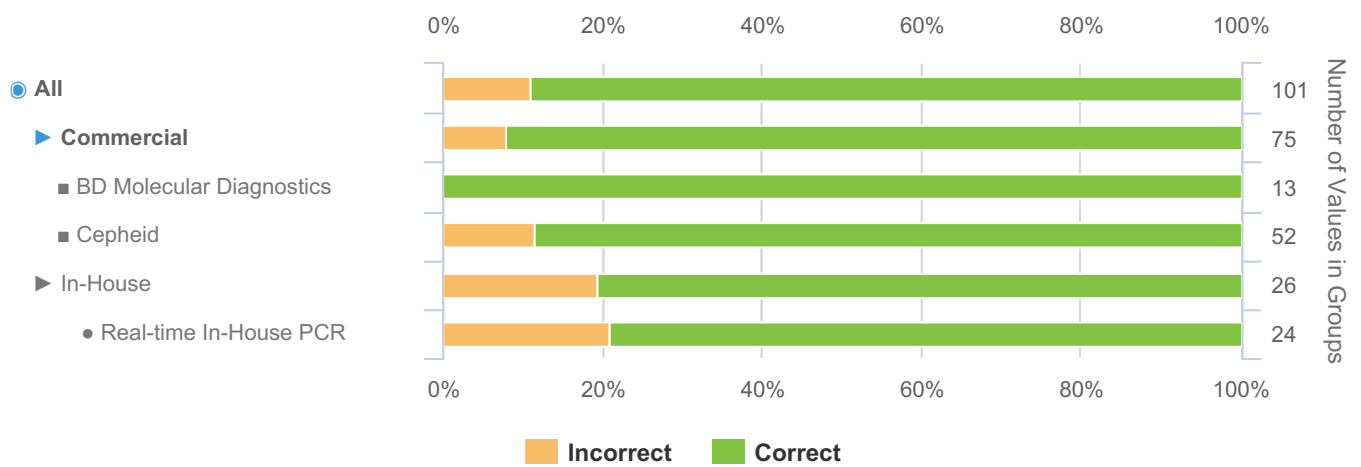
QCMD 2020 Methicillin Resistant Staphylococcus aureus DNA EQA Programme



Catalogue Code: QAB064124	Ref Code: MRSADNA20	Challenge: S	Analysis Type: Qualitative	Dataset: 419745	Report UID: 2677/419745/3175	Laboratory: CZ023
-------------------------------------	-------------------------------	------------------------	--------------------------------------	---------------------------	--	-----------------------------

MRSADNA20S-08 - Qualitative Results Breakdown

Sample Code	Sample Content	Matrix	Sample Relationships	Detection Frequency	Sample Status	Percentage Correct (All)	
						(%)	(n)
MRSADNA20S-08	MRSA Negative	MH Broth		Negative	CORE	89.1	101



Groups below n=5: Amplex (n=1), Amplex - Amplex eazyplex (n=1), GeneProof (n=2), GeneProof - GeneProof Real Time PCR kit (n=2), Hologic (n=1), Hologic - Hologic Panther Fusion (n=1), Progenie Molecular (n=1), Progenie Molecular - Progenie Molecular RealCycler (n=1), QIAGEN (n=1), QIAGEN - Qiagen Multiplex PCR Reagents (n=1), R-Biopharm (n=3), R-Biopharm - R-Biopharm RIDA Gene (n=3), bioMerieux (n=1), bioMerieux - BioFire FilmArray (n=1), In-House - Conventional In-House PCR (n=2)

Groups Rolled Up: BD Molecular Diagnostics - BD MAX (n=13), Cepheid - Cepheid Xpert kit (n=52)

Individual Report

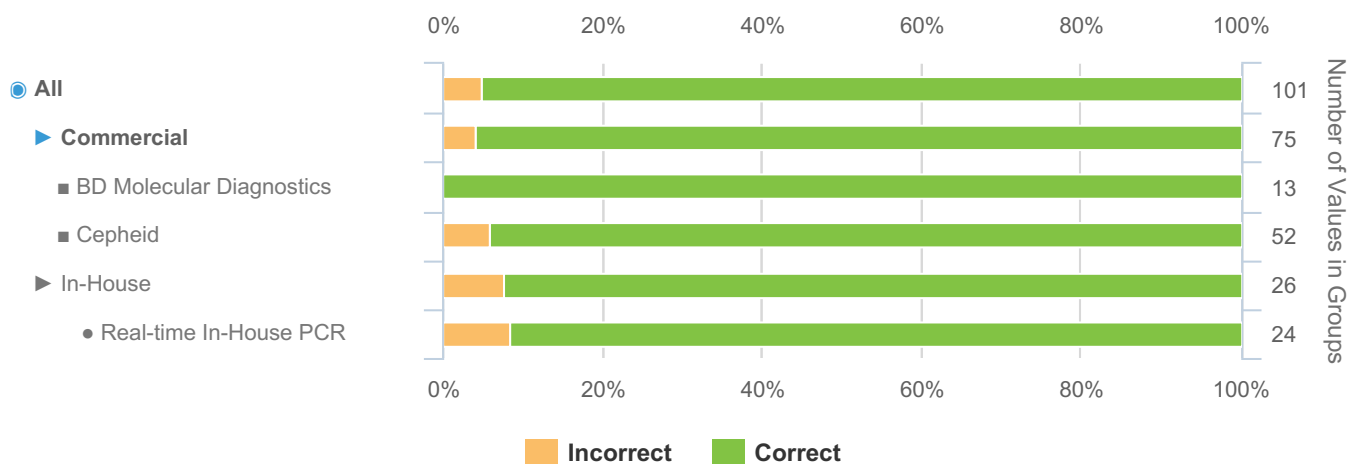
QCMD 2020 Methicillin Resistant Staphylococcus aureus DNA EQA Programme



Catalogue Code: QAB064124	Ref Code: MRSADNA20	Challenge: S	Analysis Type: Qualitative	Dataset: 419745	Report UID: 2677/419745/3175	Laboratory: CZ023
-------------------------------------	-------------------------------	------------------------	--------------------------------------	---------------------------	--	-----------------------------


MRSADNA20S-10 - Qualitative Results Breakdown

Sample Code	Sample Content	Matrix	Sample Relationships	Detection Frequency	Sample Status	Percentage Correct (All)	
						(%)	(n)
MRSADNA20S-10	MRSA N315 + MRCoNS 634	MH Broth		Frequently Detected	CORE	95.0	101



Groups below n=5: Amplex (n=1), Amplex - Amplex eazyplex (n=1), GeneProof (n=2), GeneProof - GeneProof Real Time PCR kit (n=2), Hologic (n=1), Hologic - Hologic Panther Fusion (n=1), Progenie Molecular (n=1), Progenie Molecular - Progenie Molecular RealCycler (n=1), QIAGEN (n=1), QIAGEN - Qiagen Multiplex PCR Reagents (n=1), R-Biopharm (n=3), R-Biopharm - R-Biopharm RIDA Gene (n=3), bioMerieux (n=1), bioMerieux - BioFire FilmArray (n=1), In-House - Conventional In-House PCR (n=2)

Groups Rolled Up: BD Molecular Diagnostics - BD MAX (n=13), Cepheid - Cepheid Xpert kit (n=52)

Individual Report	QCMD 2020 Methicillin Resistant Staphylococcus aureus DNA EQA Programme				 QCMD <small>Quality Control for Molecular Diagnostics</small>	
Catalogue Code: QAB064124	Ref Code: MRSADNA20	Challenge: S	Analysis Type: Qualitative	Dataset: 419745	Report UID: 2677/419745/3175	Laboratory CZ023

Additional Educational Samples Information

The following section has been categorised as shown below:

Educational ► Qualitative

Individual Panel Member Analysis (Qualitative)

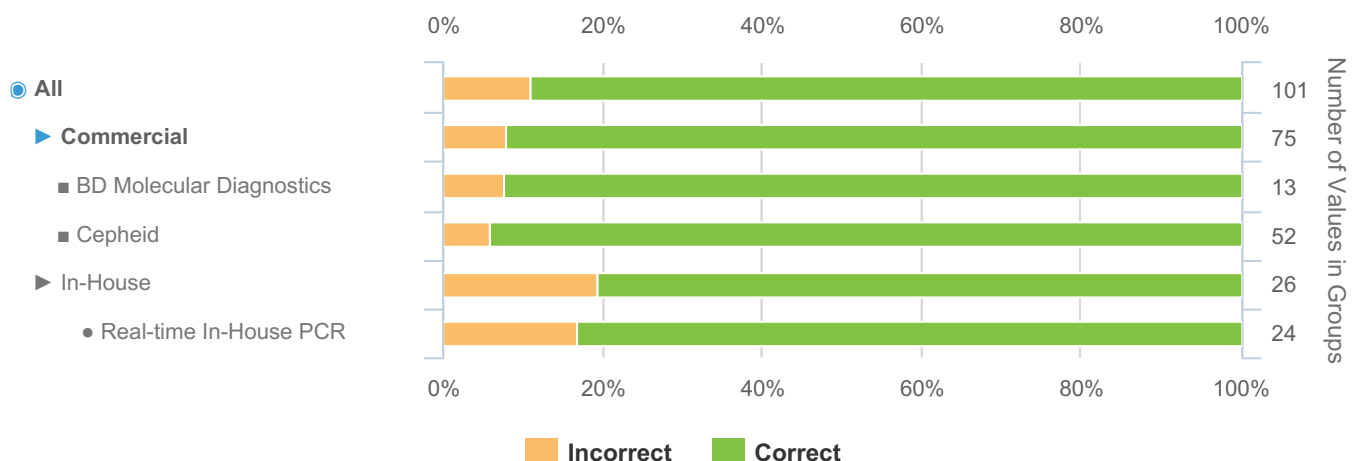
Qualitative analysis for each panel member is provided in relation to your EQA assessment group. EQA assessment groups are established using the molecular workflow information reported by all participants within this EQA challenge / distribution. The principal level of assessment is at the individual method level which is defined based on your reported “amplification/detection method” and other laboratories using the same or similar amplification/detection methods.

To allow meaningful assessment at the individual method level the EQA assessment group must consist of 5 or more datasets. If there are not sufficient datasets at the individual method level then your results will be included within a higher EQA assessment group based on whether it is a commercial or in house technology/method. The highest level assessment grouping is “All” participant reported qualitative results.

A breakdown of qualitative results reported by participants on each of the panel members within this EQA challenge / distribution is provided below. You can compare your results to those within your EQA assessment group and those obtained within other EQA assessment groups or to the overall consensus for each sample within this EQA challenge / distribution.

MRSADNA20S-05 - Qualitative Results Breakdown

Sample Code	Sample Content	Matrix	Sample Relationships	Detection Frequency	Sample Status	Percentage Correct (All)	
						(%)	(n)
MRSADNA20S-05	MRSA N315	MH Broth	DS1_3	Detected	EDUCATIONAL	89.1	101



Individual Report

QCMD 2020 Methicillin Resistant Staphylococcus aureus DNA EQA Programme



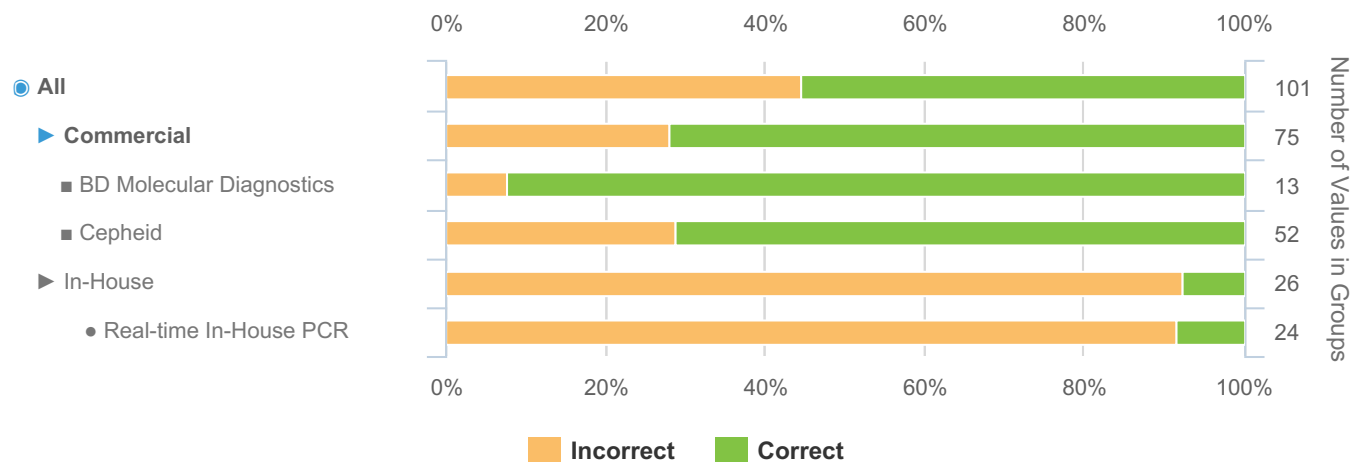
Catalogue Code: QAB064124	Ref Code: MRSADNA20	Challenge: S	Analysis Type: Qualitative	Dataset: 419745	Report UID: 2677/419745/3175	Laboratory CZ023
-------------------------------------	-------------------------------	------------------------	--------------------------------------	---------------------------	--	----------------------------

Groups below n=5: Amplex (n=1), Amplex - Amplex eazyplex (n=1), GeneProof (n=2), GeneProof - GeneProof Real Time PCR kit (n=2), Hologic (n=1), Hologic - Hologic Panther Fusion (n=1), Progenie Molecular (n=1), Progenie Molecular - Progenie Molecular RealCycler (n=1), QIAGEN (n=1), QIAGEN - Qiagen Multiplex PCR Reagents (n=1), R-Biopharm (n=3), R-Biopharm - R-Biopharm RIDA Gene (n=3), bioMerieux (n=1), bioMerieux - BioFire FilmArray (n=1), In-House - Conventional In-House PCR (n=2)

Groups Rolled Up: BD Molecular Diagnostics - BD MAX (n=13), Cepheid - Cepheid Xpert kit (n=52)

MRSADNA20S-09 - Qualitative Results Breakdown

Sample Code	Sample Content	Matrix	Sample Relationships	Detection Frequency	Sample Status	Percentage Correct (All)	
						(%)	(n)
MRSADNA20S-09	MSSA 29213 + MRCoNS 634	MH Broth		Negative	EDUCATIONAL	55.4	101



Groups below n=5: Amplex (n=1), Amplex - Amplex eazyplex (n=1), GeneProof (n=2), GeneProof - GeneProof Real Time PCR kit (n=2), Hologic (n=1), Hologic - Hologic Panther Fusion (n=1), Progenie Molecular (n=1), Progenie Molecular - Progenie Molecular RealCycler (n=1), QIAGEN (n=1), QIAGEN - Qiagen Multiplex PCR Reagents (n=1), R-Biopharm (n=3), R-Biopharm - R-Biopharm RIDA Gene (n=3), bioMerieux (n=1), bioMerieux - BioFire FilmArray (n=1), In-House - Conventional In-House PCR (n=2)

Groups Rolled Up: BD Molecular Diagnostics - BD MAX (n=13), Cepheid - Cepheid Xpert kit (n=52)

Individual Report**QCMD 2020 Methicillin Resistant Staphylococcus aureus DNA EQA Programme**

Catalogue Code: QAB064124	Ref Code: MRSADNA20	Challenge: S	Analysis Type: Qualitative	Dataset: 419745	Report UID: 2677/419745/3175	Laboratory CZ023
-------------------------------------	-------------------------------	------------------------	--------------------------------------	---------------------------	--	----------------------------

QCMD © 2021. The QCMD EQA programme samples, associated reports and data generated during this programme are intended for External Quality Assessment (EQA) and Proficiency Testing (PT) purposes only. QCMD operates according to a strict Code of Practice which is in line with ISO/IEC 17043 and associated standards. Data reported in QCMD programmes is representative of a laboratory's standard diagnostic testing protocols irrespective of the technology they use. The data provided in the reports are based on technical information provided by the individual laboratories as part of the assessment process, as such it does not constitute a formal technology method comparison. All text and images produced by QCMD are the property of QCMD unless otherwise stated.

The reproduction and use of these materials is not permitted without the express written consent of QCMD. The use of the information provided in QCMD reports for commercial purposes is strictly prohibited.