


<b>Individual Report</b>	<b>QCMD 2021 Varicella-Zoster virus DNA EQA Programme</b>				 <small>Quality Control for Molecular Diagnostics</small>	
<b>Catalogue Code:</b> QAV034103	<b>Ref Code:</b> VZVDNA21	<b>Challenge:</b> C1	<b>Analysis Type:</b> Qualitative	<b>Dataset:</b> 436993	<b>Report UID:</b> 2677/436993/3387	<b>Laboratory</b> CZ023

### Intended Results / Panel Composition

Sample Code	Sample Content	Matrix	Sample Relationships <sup>[1]</sup>	Detection Frequency <sup>[2]</sup>	Sample Status <sup>[3]</sup>	Percentage Correct (All) <sup>[4]</sup>	
						(%)	(n)
VZVDNA21C1-01	Varicella-Zoster virus (9/84)	Transport Medium		Frequently Detected	CORE	100.0	172
VZVDNA21C1-02	Varicella-Zoster virus (clinical)	Transport Medium		Frequently Detected	CORE	100.0	172
VZVDNA21C1-03	Varicella-Zoster virus (OKA)	Transport Medium		Detected	EDUCATIONAL	85.5	172
VZVDNA21C1-04	Varicella-Zoster virus (clinical)	Transport Medium		Frequently Detected	CORE	100.0	172
VZVDNA21C1-05	Varicella-Zoster virus Negative	Transport Medium		Negative	CORE	100.0	172

[1] **Sample Relationships:** Indicates the relationships of the samples within this challenge. The highest titre member of dilution series DS1 is indicated by DS1\_1 and further members of the series as DS1\_2, DS1\_3 etc. in order of reducing titre. Additional dilution series are indicated by DS2 (e.g. DS2\_1, DS2\_2 etc.), DS3 (e.g. DS3\_1, DS3\_2 etc.). If one duplicate pair is present this is indicated by 'D1'. Further duplicate pairs are indicated by 'D2', 'D3' etc.

[2] **Detection Frequency:** To aid qualitative analysis each panel member is assigned a frequency of detection. This is based on the peer group consensus of all qualitative results returned from participants within the EQA challenge / distribution.

[3] **Sample Status:** EQA samples are defined as "CORE" or "EDUCATIONAL". Core proficiency samples are reviewed by the QCMD Scientific Expert(s). This is on the basis of scientific information, clinical relevance, current literature and, where appropriate, professional clinical guidelines. Participating laboratories are expected to report core proficiency samples correctly within the EQA challenge / distribution.

[4] **Percentage Correct (All):** Percentage of datasets (%) reporting the correct qualitative result and the total number of datasets (n) reported for each panel member.

*For further details please refer to the current participant manual.*


### Your Summary Results

**EQA Assessment Group <sup>[1]</sup>**

GeneProof Real Time PCR kit

**Core Panel Detection (Qualitative) Score <sup>[2]</sup>**

0

<b>Individual Report</b>	<b>QCMD 2021 Varicella-Zoster virus DNA EQA Programme</b>				 <small>Quality Control for Molecular Diagnostics</small>	
<b>Catalogue Code:</b> QAV034103	<b>Ref Code:</b> VZVDNA21	<b>Challenge:</b> C1	<b>Analysis Type:</b> Qualitative	<b>Dataset:</b> 436993	<b>Report UID:</b> 2677/436993/3387	<b>Laboratory:</b> CZ023

### Core Panel Members Results

Sample Code	Qualitative Results			Your Quantitative Data (for information only) <sup>[3]</sup>		
	Percentage Correct (All) <sup>[4]</sup>	Your Result <sup>[5]</sup>	Detection Score <sup>[6]</sup>	Reported Value	Unitage	Cycle Threshold
VZVDNA21C1-01	100.0	Positive	0	13808	Copies/ml	28.19
VZVDNA21C1-02	100.0	Positive	0	55917	Copies/ml	26.09
VZVDNA21C1-04	100.0	Positive	0	9725	Copies/ml	28.74
VZVDNA21C1-05	100.0	Negative	0	0	Copies/ml	-

[1] **EQA Assessment Group:** To aid data analysis, participant results are grouped according to the molecular amplification/detection method specified within their molecular workflow for this challenge / distribution. For further details refer to the *Additional Information: Individual Panel Member Analysis* section of this report.

[2] **Core Panel Detection (Qualitative) Score:** An overall core panel detection score provided per challenge / distribution.

[3] **Quantitative Data (for information only):** This is the quantitative value, unitage and cycle threshold you provided when you submitted your results. For qualitative programmes this information is not used as part of your formal EQA assessment.

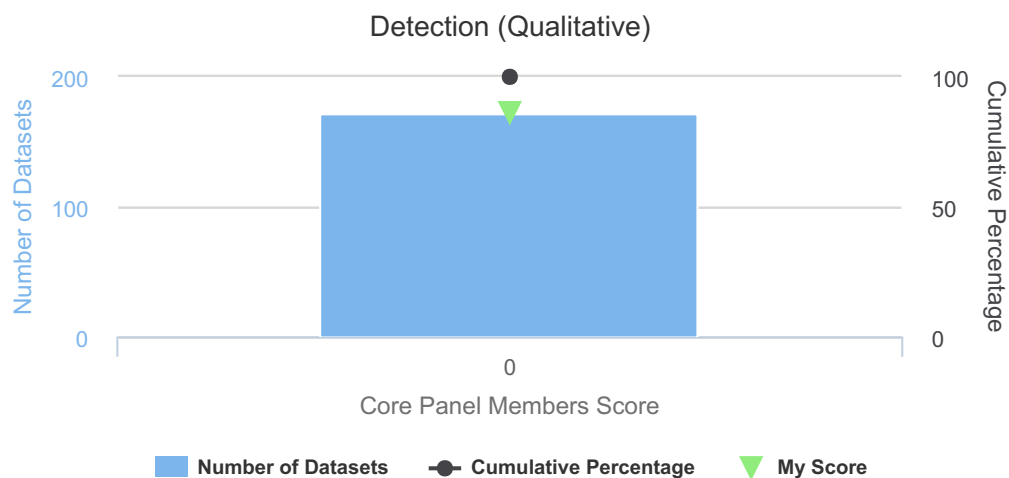
[4] **Percentage Correct (All):** Percentage of datasets (%) reporting the correct qualitative results for each panel member.


[5] **Your Result:** The qualitative result you reported for each sample within this EQA challenge / distribution.

[6] **Detection Score:** Your detection (qualitative) scores are based on the assigned detection frequency of each panel members, where 0 (zero) is "highly satisfactory" and 3 (three) is "highly unsatisfactory". Scores are provided for individual panel members.

*For further details please refer to the current participant manual.*

### Core Panel Member Score Breakdown



<b>Individual Report</b>	<b>QCMD 2021 Varicella-Zoster virus DNA EQA Programme</b>				 <small>Quality Control for Molecular Diagnostics</small>	
<b>Catalogue Code:</b> QAV034103	<b>Ref Code:</b> VZVDNA21	<b>Challenge:</b> C1	<b>Analysis Type:</b> Qualitative	<b>Dataset:</b> 436993	<b>Report UID:</b> 2677/436993/3387	<b>Laboratory</b> CZ023

**Core Panel Member Score Breakdown - Detection:** This figure gives you a breakdown of the qualitative detection scores for all qualitative datasets returned within this EQA challenge / distribution independent of the EQA assessment group. Panel detection scores are generated from only those panel members that are defined as "CORE".

*For further details please refer to the current participant manual.*

## My Workflow Details

The details of the workflow(s) used to submit your results for this challenge.

<b>Name</b>	Varicella-Zoster Virus (v3)
<b>Description</b>	
<b>Targets</b>	<b>V</b> varicella-zoster virus
<b>Assays</b>	<ul style="list-style-type: none"> <li><b>NA</b> <i>Extraction</i> - Manual Extraction Process <ul style="list-style-type: none"> <li>● Commercial <ul style="list-style-type: none"> <li>○ Kit Manufacturer: <i>GeneProof</i></li> <li>○ Kit Type: <i>GeneProof PathogenFree DNA Isolation Kit</i></li> </ul> </li> </ul> </li> <li><b>RT</b> <i>Amplification</i> - GeneProof - croBEE Real-Time PCR System <ul style="list-style-type: none"> <li>● Commercial <ul style="list-style-type: none"> <li>○ Kit Manufacturer: <i>GeneProof</i></li> <li>○ Kit Type: <i>GeneProof Varicella-Zoster (VZV) PCR Kit</i></li> <li>○ Kit Version: <i>ISEX</i></li> </ul> </li> </ul> </li> </ul>

## Educational Panel Members Results

Sample Code	Qualitative Results			Your Quantitative Data (for information only) <sup>[1]</sup>		
	Percentage Correct (All) <sup>[2]</sup>	Your Result <sup>[3]</sup>	Detection Score <sup>[4]</sup>	Reported Value	Unitage	Cycle Threshold
VZVDNA21C1-03	85.5	Positive	0	138	Copies/ml	35.38


**[1] Quantitative Data (for information only):** This is the quantitative value, unitage and cycle threshold you provided when you submitted your results. For qualitative programmes this information is not used as part of your formal EQA assessment.

**[2] Percentage Correct (All):** Percentage of datasets (%) reporting the correct qualitative results for each panel member.

**[3] Your Result:** The qualitative result you reported for each sample within this EQA challenge / distribution.

**[4] Detection Score:** Your detection (qualitative) scores are based on the assigned detection frequency of each panel members, where 0 (zero) is "highly satisfactory" and 3 (three) is "highly unsatisfactory". Scores are provided for individual panel members.

*For further details please refer to the current participant manual.*

<b>Individual Report</b>	<b>QCMD 2021 Varicella-Zoster virus DNA EQA Programme</b>				 <small>Quality Control for Molecular Diagnostics</small>	
<b>Catalogue Code:</b> QAV034103	<b>Ref Code:</b> VZVDNA21	<b>Challenge:</b> C1	<b>Analysis Type:</b> Qualitative	<b>Dataset:</b> 436993	<b>Report UID:</b> 2677/436993/3387	<b>Laboratory</b> CZ023

### Further Programme Details

Number of Participants	154
Number of Countries	27
Number of Respondents	142
Number of Datasets Submitted	172
Qualitative Results Returned	172 (100.0%)

### EQA Programme Aims


To assess the ability of laboratories molecular assays to detect different types and concentrations of Varicella-Zoster virus (VZV).

To review the performance of laboratories quantitative VZV molecular assays.

### Feedback and Enquiries

Participants are encouraged to read the QCMD Participants' Manual, which can be downloaded from the QCMD website.

Any enquiries should be submitted through the 'Contact Us' form that you can find in the 'Help' section of your QCMD (ITEMS) Participant Profile Area.

<b>Individual Report</b>	<b>QCMD 2021 Varicella-Zoster virus DNA EQA Programme</b>				 <small>Quality Control for Molecular Diagnostics</small>	
<b>Catalogue Code:</b> QAV034103	<b>Ref Code:</b> VZVDNA21	<b>Challenge:</b> C1	<b>Analysis Type:</b> Qualitative	<b>Dataset:</b> 436993	<b>Report UID:</b> 2677/436993/3387	<b>Laboratory</b> CZ023

Panel member analysis is separated into CORE samples followed by EDUCATIONAL samples.

## Additional Core Samples Information

The following section has been categorised as shown below:


Core ► Qualitative

### Individual Panel Member Analysis (Qualitative)

Qualitative analysis for each panel member is provided in relation to your EQA assessment group. EQA assessment groups are established using the molecular workflow information reported by all participants within this EQA challenge / distribution. The principal level of assessment is at the individual method level which is defined based on your reported “amplification/detection method” and other laboratories using the same or similar amplification/detection methods.

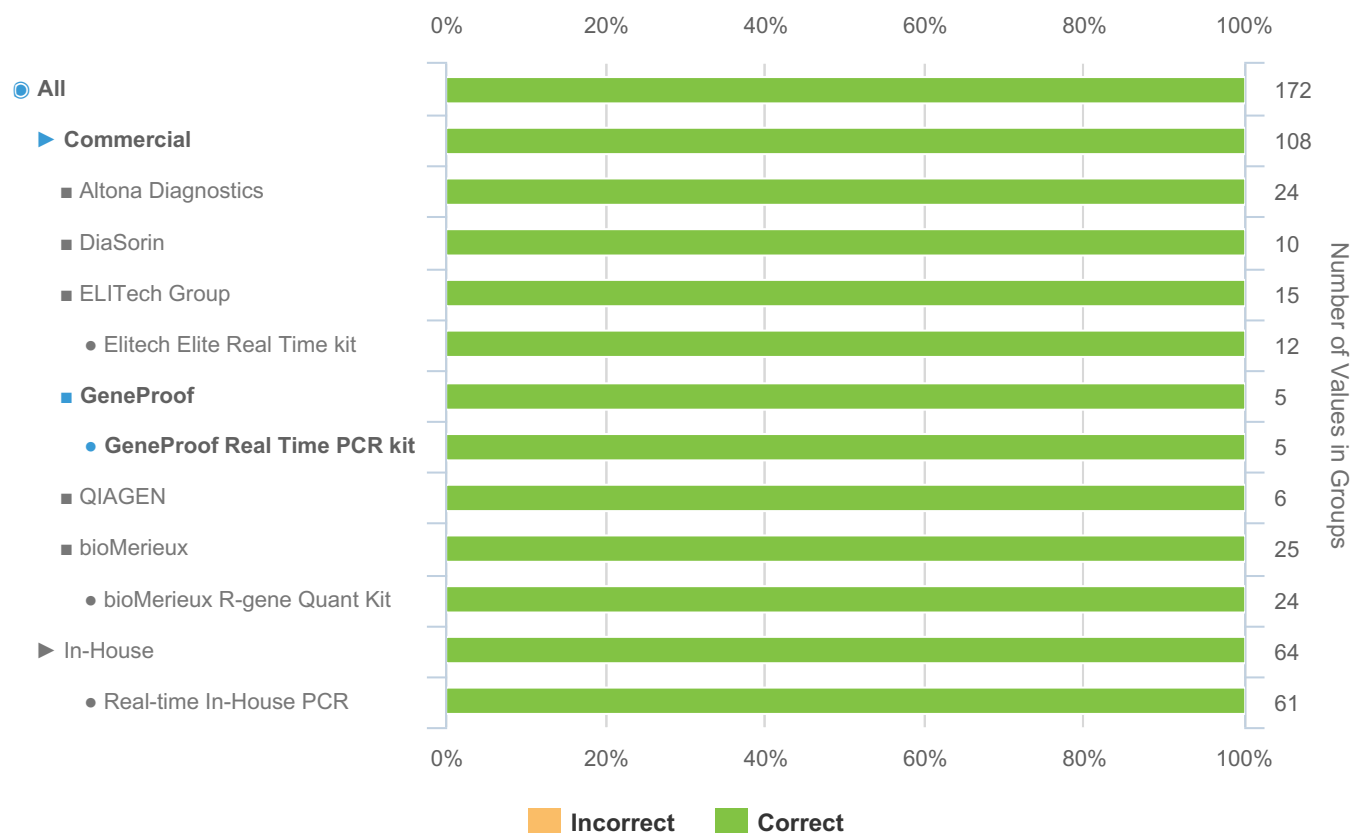
To allow meaningful assessment at the individual method level the EQA assessment group must consist of 5 or more datasets. If there are not sufficient datasets at the individual method level then your results will be included within a higher EQA assessment group based on whether it is a commercial or in house technology/method. The highest level assessment grouping is “All” participant reported qualitative results.

A breakdown of qualitative results reported by participants on each of the panel members within this EQA challenge / distribution is provided below. You can compare your results to those within your EQA assessment group and those obtained within other EQA assessment groups or to the overall consensus for each sample within this EQA challenge / distribution.

<b>Individual Report</b>	<b>QCMD 2021 Varicella-Zoster virus DNA EQA Programme</b>				 Quality Control for Molecular Diagnostics		
<b>Catalogue Code:</b> QAV034103	<b>Ref Code:</b> VZVDNA21	<b>Challenge:</b> C1	<b>Analysis Type:</b> Qualitative	<b>Dataset:</b> 436993	<b>Report UID:</b> 2677/436993/3387	<b>Laboratory</b> CZ023	


### VZVDNA21C1-01 - Qualitative Results Breakdown

Sample Code	Sample Content	Matrix	Sample Relationships	Detection Frequency	Sample Status	Percentage Correct (All)	
						(%)	(n)
VZVDNA21C1-01	Varicella-Zoster virus (9/84)	Transport Medium		Frequently Detected	CORE	100.0	172



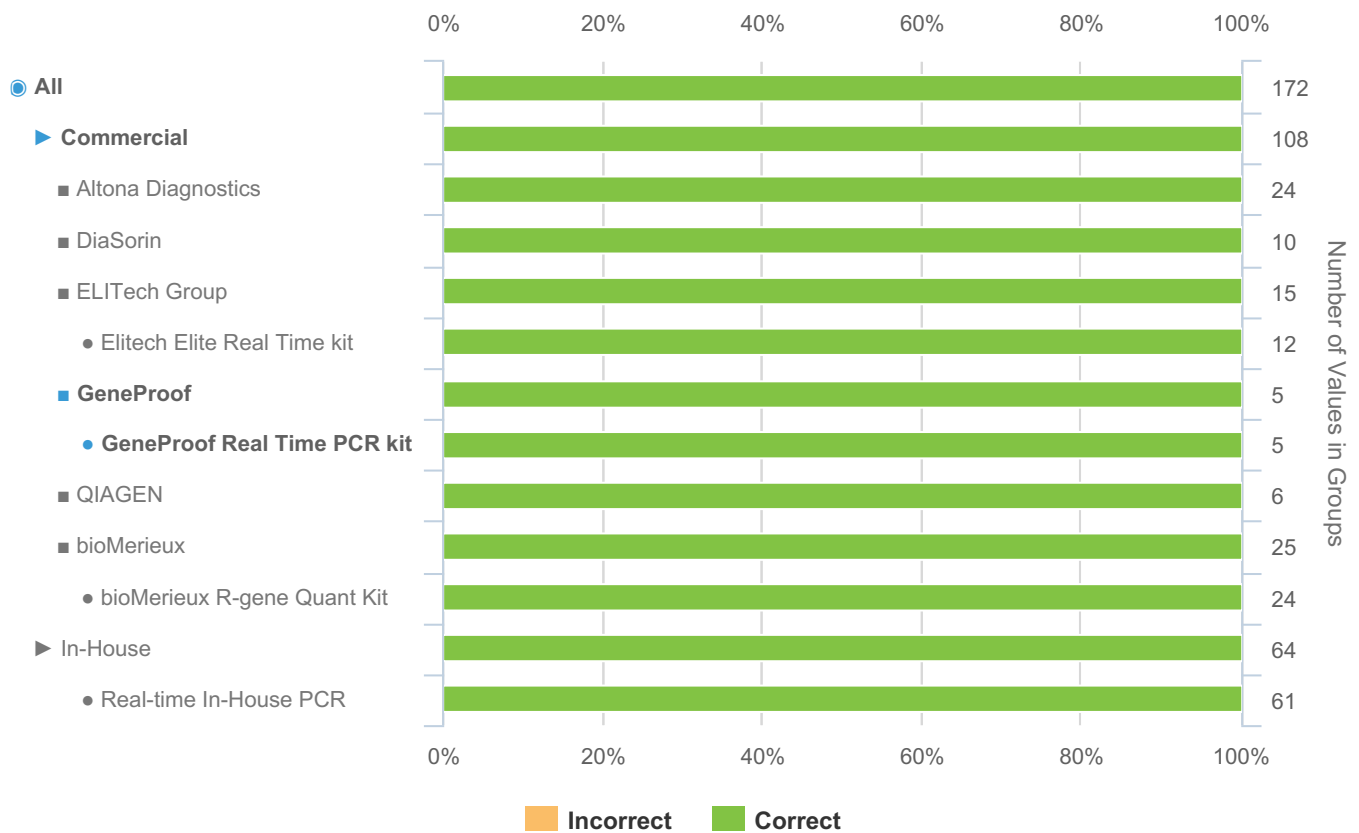
**Groups below n=5:** AB Analytica (n=2), AB Analytica - AB Analytica REALQUALITY RQ (n=2), AITbiotech (n=1), AITbiotech - AITbiotech Real Time PCR (n=1), Anatolia Geneworks (n=1), Anatolia Geneworks - Anatolia Geneworks Bosphore (n=1), BD Molecular Diagnostics (n=2), BD Molecular Diagnostics - BD MAX (n=2), BioGX (n=3), BioGX - BioGX Sample-Ready (n=3), Diagenode (n=2), Diagenode - Diagenode Real Time kit (n=2), ELITech Group - Elitech Alert Real Time Q-PCR (n=2), ELITech Group - Elitech GeneFinder (n=1), Life Technologies (n=1), Life Technologies - Life Technologies PCR reagents (n=1), Progenie Molecular (n=1), Progenie Molecular - Progenie Molecular RealCycler (n=1), Quidel (n=1), Quidel - Quidel Solana (n=1), Sacace (n=1), Sacace - Sacace Real TM (n=1), Seegene (n=3), Seegene - Seegene Allplex (n=2), Seegene - Seegene Seeplex (n=1), SpeedX (n=1), SpeedX - SpeedX Real Time PCR (n=1), TIB MOLBIOL (n=2), TIB MOLBIOL - TIB MOLBIOL LightMix (n=2), bioMerieux - BioFire FilmArray (n=1), fast-track DIAGNOSTICS (n=2), fast-track DIAGNOSTICS - FTD real time PCR (n=2), In-House - Conventional In-House PCR (n=3)

**Groups Rolled Up:** Altona Diagnostics - Altona Diagnostics RealStar (n=24), DiaSorin - DiaSorin Simplexa (n=10), QIAGEN - QIAGEN Artus Real Time (n=6)

<b>Individual Report</b>	<b>QCMD 2021 Varicella-Zoster virus DNA EQA Programme</b>				 <small>Quality Control for Molecular Diagnostics</small>		
<b>Catalogue Code:</b> QAV034103	<b>Ref Code:</b> VZVDNA21	<b>Challenge:</b> C1	<b>Analysis Type:</b> Qualitative	<b>Dataset:</b> 436993	<b>Report UID:</b> 2677/436993/3387	<b>Laboratory</b> CZ023	


**VZVDNA21C1-02 - Qualitative Results Breakdown**

Sample Code	Sample Content	Matrix	Sample Relationships	Detection Frequency	Sample Status	Percentage Correct (All)	
						(%)	(n)
VZVDNA21C1-02	Varicella-Zoster virus (clinical)	Transport Medium		Frequently Detected	CORE	100.0	172



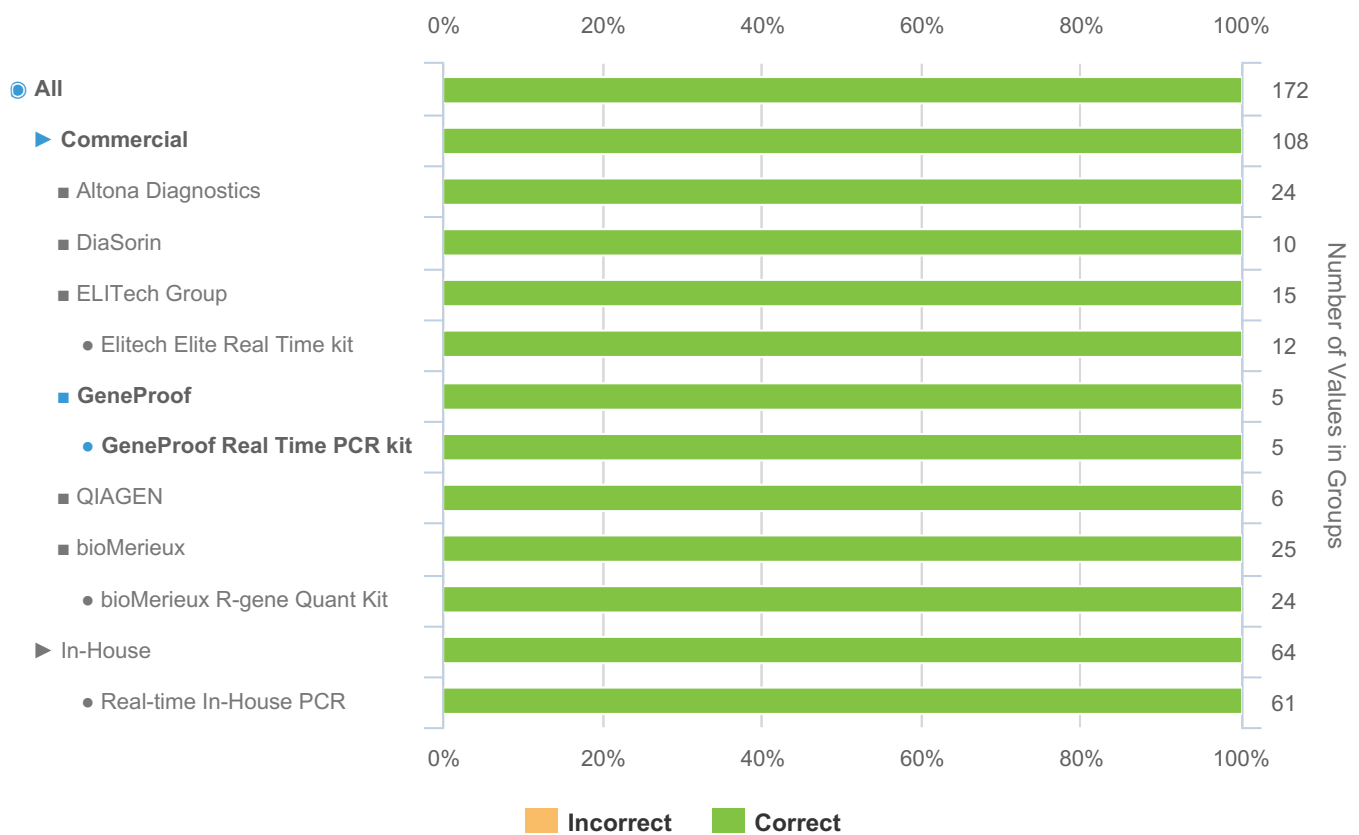
**Groups below n=5:** AB Analytica (n=2), AB Analytica - AB Analytica REALQUALITY RQ (n=2), AITbiotech (n=1), AITbiotech - AITbiotech Real Time PCR (n=1), Anatolia Geneworks (n=1), Anatolia Geneworks - Anatolia Geneworks Bosphore (n=1), BD Molecular Diagnostics (n=2), BD Molecular Diagnostics - BD MAX (n=2), BioGX (n=3), BioGX - BioGX Sample-Ready (n=3), Diagenode (n=2), Diagenode - Diagenode Real Time kit (n=2), ELITech Group - Elitech Alert Real Time Q-PCR (n=2), ELITech Group - Elitech GeneFinder (n=1), Life Technologies (n=1), Life Technologies - Life Technologies PCR reagents (n=1), Progenie Molecular (n=1), Progenie Molecular - Progenie Molecular RealCycler (n=1), Quidel (n=1), Quidel - Quidel Solana (n=1), Sacace (n=1), Sacace - Sacace Real TM (n=1), Seegene (n=3), Seegene - Seegene Allplex (n=2), Seegene - Seegene Seeplex (n=1), Speedx (n=1), Speedx - Speedx Real Time PCR (n=1), TIB MOLBIOL (n=2), TIB MOLBIOL - TIB MOLBIOL LightMix (n=2), bioMerieux - BioFire FilmArray (n=1), fast-track DIAGNOSTICS (n=2), fast-track DIAGNOSTICS - FTD real time PCR (n=2), In-House - Conventional In-House PCR (n=3)

**Groups Rolled Up:** Altona Diagnostics - Altona Diagnostics RealStar (n=24), DiaSorin - DiaSorin Simplexa (n=10), QIAGEN - QIAGEN Artus Real Time (n=6)

<b>Individual Report</b>	<b>QCMD 2021 Varicella-Zoster virus DNA EQA Programme</b>				 Quality Control for Molecular Diagnostics		
<b>Catalogue Code:</b> QAV034103	<b>Ref Code:</b> VZVDNA21	<b>Challenge:</b> C1	<b>Analysis Type:</b> Qualitative	<b>Dataset:</b> 436993	<b>Report UID:</b> 2677/436993/3387	<b>Laboratory</b> CZ023	

### VZVDNA21C1-04 - Qualitative Results Breakdown


Sample Code	Sample Content	Matrix	Sample Relationships	Detection Frequency	Sample Status	Percentage Correct (All)	
						(%)	(n)
VZVDNA21C1-04	Varicella-Zoster virus (clinical)	Transport Medium		Frequently Detected	CORE	100.0	172



**Groups below n=5:** AB Analytica (n=2), AB Analytica - AB Analytica REALQUALITY RQ (n=2), AITbiotech (n=1), AITbiotech - AITbiotech Real Time PCR (n=1), Anatolia Geneworks (n=1), Anatolia Geneworks - Anatolia Geneworks Bosphore (n=1), BD Molecular Diagnostics (n=2), BD Molecular Diagnostics - BD MAX (n=2), BioGX (n=3), BioGX - BioGX Sample-Ready (n=3), Diagenode (n=2), Diagenode - Diagenode Real Time kit (n=2), ELITech Group - Elitech Alert Real Time Q-PCR (n=2), ELITech Group - Elitech GeneFinder (n=1), Life Technologies (n=1), Life Technologies - Life Technologies PCR reagents (n=1), Progenie Molecular (n=1), Progenie Molecular - Progenie Molecular RealCycler (n=1), Quidel (n=1), Quidel - Quidel Solana (n=1), Sacace (n=1), Sacace - Sacace Real TM (n=1), Seegene (n=3), Seegene - Seegene Allplex (n=2), Seegene - Seegene Seeplex (n=1), Speedx (n=1), Speedx - Speedx Real Time PCR (n=1), TIB MOLBIOL (n=2), TIB MOLBIOL - TIB MOLBIOL LightMix (n=2), bioMerieux - BioFire FilmArray (n=1), fast-track DIAGNOSTICS (n=2), fast-track DIAGNOSTICS - FTD real time PCR (n=2), In-House - Conventional In-House PCR (n=3)

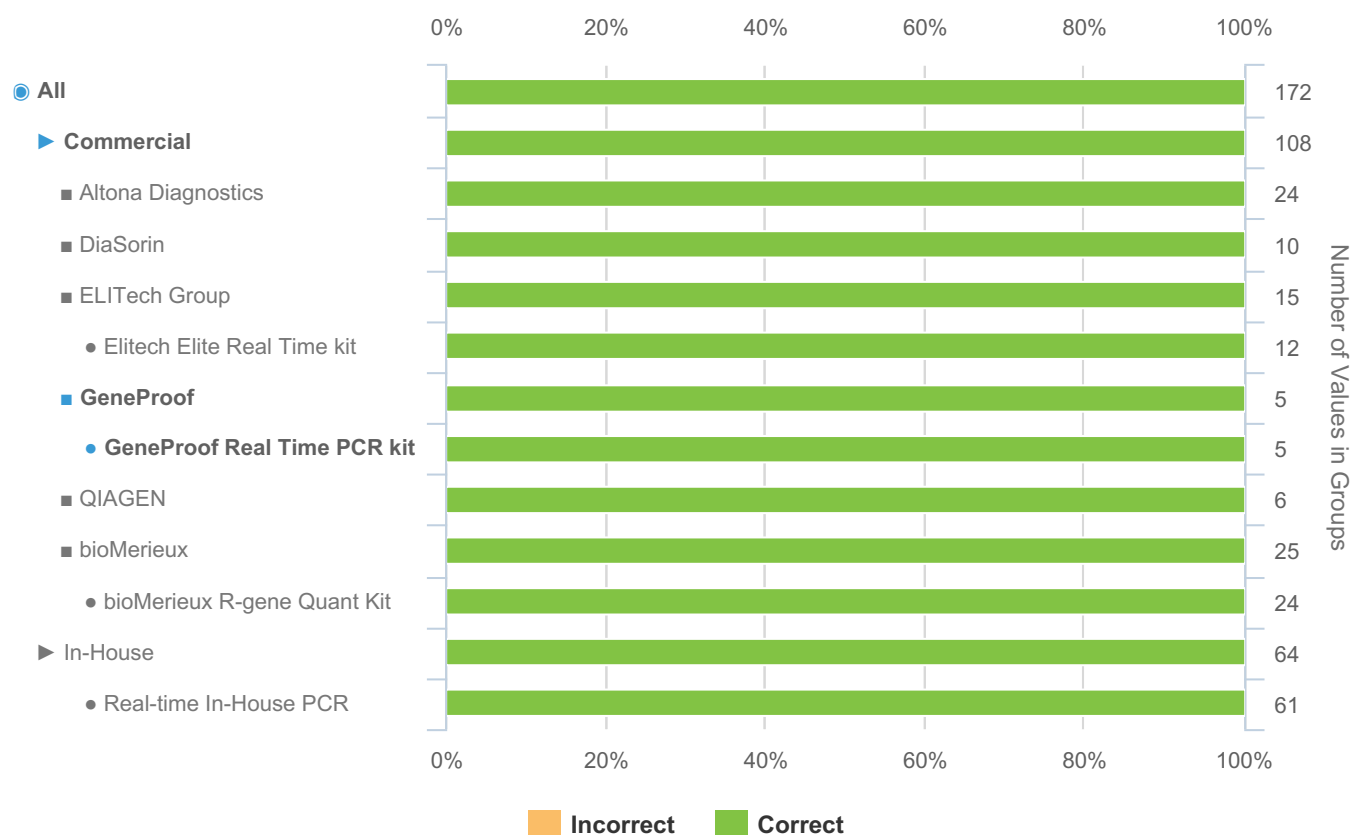
**Groups Rolled Up:** Altona Diagnostics - Altona Diagnostics RealStar (n=24), DiaSorin - DiaSorin Simplexa (n=10), QIAGEN - QIAGEN Artus Real Time (n=6)



<b>Individual Report</b>	<b>QCMD 2021 Varicella-Zoster virus DNA EQA Programme</b>				 Quality Control for Molecular Diagnostics		
<b>Catalogue Code:</b> QAV034103	<b>Ref Code:</b> VZVDNA21	<b>Challenge:</b> C1	<b>Analysis Type:</b> Qualitative	<b>Dataset:</b> 436993	<b>Report UID:</b> 2677/436993/3387	<b>Laboratory</b> CZ023	


### VZVDNA21C1-05 - Qualitative Results Breakdown

Sample Code	Sample Content	Matrix	Sample Relationships	Detection Frequency	Sample Status	Percentage Correct (All)	
						(%)	(n)
VZVDNA21C1-05	Varicella-Zoster virus Negative	Transport Medium		Negative	CORE	100.0	172



**Groups below n=5:** AB Analytica (n=2), AB Analytica - AB Analytica REALQUALITY RQ (n=2), AITbiotech (n=1), AITbiotech - AITbiotech Real Time PCR (n=1), Anatolia Geneworks (n=1), Anatolia Geneworks - Anatolia Geneworks Bosphore (n=1), BD Molecular Diagnostics (n=2), BD Molecular Diagnostics - BD MAX (n=2), BioGX (n=3), BioGX - BioGX Sample-Ready (n=3), Diagenode (n=2), Diagenode - Diagenode Real Time kit (n=2), ELITech Group - Elitech Alert Real Time Q-PCR (n=2), ELITech Group - Elitech GeneFinder (n=1), Life Technologies (n=1), Life Technologies - Life Technologies PCR reagents (n=1), Progenie Molecular (n=1), Progenie Molecular - Progenie Molecular RealCycler (n=1), Quidel (n=1), Quidel - Quidel Solana (n=1), Sacace (n=1), Sacace - Sacace Real TM (n=1), Seegene (n=3), Seegene - Seegene Allplex (n=2), Seegene - Seegene Seeplex (n=1), Speedx (n=1), Speedx - Speedx Real Time PCR (n=1), TIB MOLBIOL (n=2), TIB MOLBIOL - TIB MOLBIOL LightMix (n=2), bioMerieux - BioFire FilmArray (n=1), fast-track DIAGNOSTICS (n=2), fast-track DIAGNOSTICS - FTD real time PCR (n=2), In-House - Conventional In-House PCR (n=3)

**Groups Rolled Up:** Altona Diagnostics - Altona Diagnostics RealStar (n=24), DiaSorin - DiaSorin Simplexa (n=10), QIAGEN - QIAGEN Artus Real Time (n=6)

<b>Individual Report</b>	<b>QCMD 2021 Varicella-Zoster virus DNA EQA Programme</b>					
<b>Catalogue Code:</b> QAV034103	<b>Ref Code:</b> VZVDNA21	<b>Challenge:</b> C1	<b>Analysis Type:</b> Qualitative	<b>Dataset:</b> 436993	<b>Report UID:</b> 2677/436993/3387	<b>Laboratory</b> CZ023

### Additional Educational Samples Information

The following section has been categorised as shown below:


Educational ► Qualitative

### Individual Panel Member Analysis (Qualitative)

Qualitative analysis for each panel member is provided in relation to your EQA assessment group. EQA assessment groups are established using the molecular workflow information reported by all participants within this EQA challenge / distribution. The principal level of assessment is at the individual method level which is defined based on your reported “amplification/detection method” and other laboratories using the same or similar amplification/detection methods.

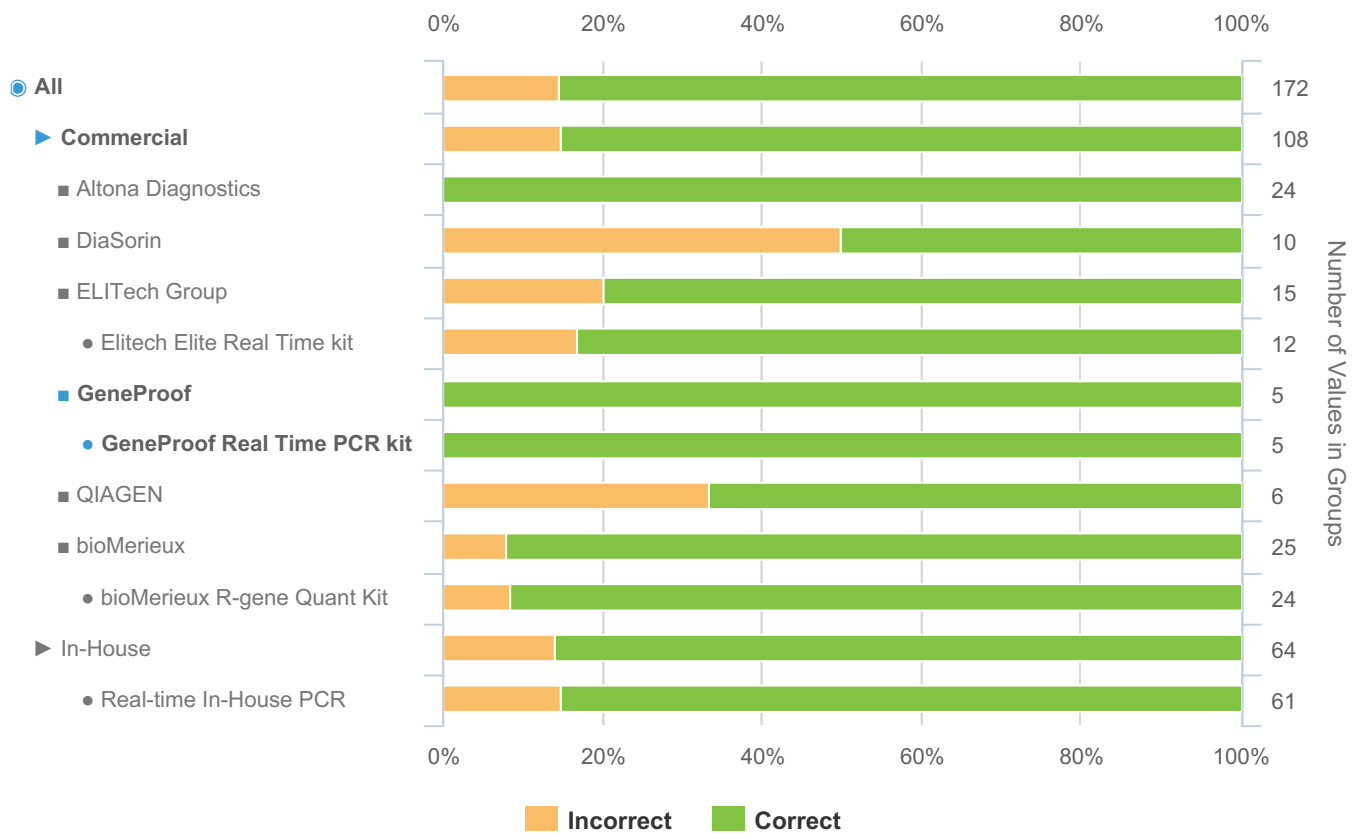
To allow meaningful assessment at the individual method level the EQA assessment group must consist of 5 or more datasets. If there are not sufficient datasets at the individual method level then your results will be included within a higher EQA assessment group based on whether it is a commercial or in house technology/method. The highest level assessment grouping is “All” participant reported qualitative results.

A breakdown of qualitative results reported by participants on each of the panel members within this EQA challenge / distribution is provided below. You can compare your results to those within your EQA assessment group and those obtained within other EQA assessment groups or to the overall consensus for each sample within this EQA challenge / distribution.

<b>Individual Report</b>	<b>QCMD 2021 Varicella-Zoster virus DNA EQA Programme</b>				 <small>Quality Control for Molecular Diagnostics</small>	
<b>Catalogue Code:</b> QAV034103	<b>Ref Code:</b> VZVDNA21	<b>Challenge:</b> C1	<b>Analysis Type:</b> Qualitative	<b>Dataset:</b> 436993	<b>Report UID:</b> 2677/436993/3387	<b>Laboratory</b> CZ023


**VZVDNA21C1-03 - Qualitative Results Breakdown**

Sample Code	Sample Content	Matrix	Sample Relationships	Detection Frequency	Sample Status	Percentage Correct (All)	
						(%)	(n)
VZVDNA21C1-03	Varicella-Zoster virus (OKA)	Transport Medium		Detected	EDUCATIONAL	85.5	172



**Groups below n=5:** AB Analytica (n=2), AB Analytica - AB Analytica REALQUALITY RQ (n=2), AITbiotech (n=1), AITbiotech - AITbiotech Real Time PCR (n=1), Anatolia Geneworks (n=1), Anatolia Geneworks - Anatolia Geneworks Bosphore (n=1), BD Molecular Diagnostics (n=2), BD Molecular Diagnostics - BD MAX (n=2), BioGX (n=3), BioGX - BioGX Sample-Ready (n=3), Diagenode (n=2), Diagenode - Diagenode Real Time kit (n=2), ELITech Group - Elitech Alert Real Time Q-PCR (n=2), ELITech Group - Elitech GeneFinder (n=1), Life Technologies (n=1), Life Technologies - Life Technologies PCR reagents (n=1), Progenie Molecular (n=1), Progenie Molecular - Progenie Molecular RealCycler (n=1), Quidel (n=1), Quidel - Quidel Solana (n=1), Sacace (n=1), Sacace - Sacace Real TM (n=1), Seegene (n=3), Seegene - Seegene Allplex (n=2), Seegene - Seegene Seeplex (n=1), Speedx (n=1), Speedx - Speedx Real Time PCR (n=1), TIB MOLBIOL (n=2), TIB MOLBIOL - TIB MOLBIOL LightMix (n=2), bioMerieux - BioFire FilmArray (n=1), fast-track DIAGNOSTICS (n=2), fast-track DIAGNOSTICS - FTD real time PCR (n=2), In-House - Conventional In-House PCR (n=3)

**Groups Rolled Up:** Altona Diagnostics - Altona Diagnostics RealStar (n=24), DiaSorin - DiaSorin Simplexa (n=10), QIAGEN - QIAGEN Artus Real Time (n=6)

<b>Individual Report</b>	<b>QCMD 2021 Varicella-Zoster virus DNA EQA Programme</b>					
<b>Catalogue Code:</b> QAV034103	<b>Ref Code:</b> VZVDNA21	<b>Challenge:</b> C1	<b>Analysis Type:</b> Qualitative	<b>Dataset:</b> 436993	<b>Report UID:</b> 2677/436993/3387	<b>Laboratory</b> CZ023

**QCMD © 2021.** The QCMD EQA programme samples, associated reports and data generated during this programme are intended for External Quality Assessment (EQA) and Proficiency Testing (PT) purposes only. QCMD operates according to a strict Code of Practice which is in line with ISO/IEC 17043 and associated standards. Data reported in QCMD programmes is representative of a laboratory's standard diagnostic testing protocols irrespective of the technology they use. The data provided in the reports are based on technical information provided by the individual laboratories as part of the assessment process, as such it does not constitute a formal technology method comparison. All text and images produced by QCMD are the property of QCMD unless otherwise stated.

The reproduction and use of these materials is not permitted without the express written consent of QCMD. The use of the information provided in QCMD reports for commercial purposes is strictly prohibited.