


Individual Report		QCMD 2021 Transplantation EQA Programme			 QCMD <small>Quality Control for Molecular Diagnostics</small>	
Catalogue Code: QAM174198	Ref Code: TRANS21	Challenge: S	Analysis Type: Multiple Pathogen Quantitative	Dataset: 514117	Report UID: 2677/48425/4077	Laboratory CZ023


Panel Composition

Sample Code	Sample Content	Matrix	Sample Relationships ^[1]	Consensus (Copies/ml) ^[2]		Range ^[3]	Consensus (IU/ml) ^[2]		Range ^[3]
				Log ₁₀	n		Log ₁₀	n	
TRANS21S-01	Adenovirus (Type 1)	Transport Medium		4.045	81	2.417-5.258	-	-	-
TRANS21S-02	Adenovirus (type 12)	Transport Medium		4.221	79	2.591-5.317	-	-	-
TRANS21S-03	Epstein-Barr virus	Plasma	DS1_1	4.037	49	2.847-5.079	3.830	55	2.823-4.752
TRANS21S-04	B19 virus (Type 1)	Plasma		3.279	30	2.301-3.884	3.236	34	2.719-3.857
TRANS21S-05	Negative	Plasma							
TRANS21S-06	Cytomegalovirus (AD169)	Plasma	D1	3.960	69	3.104-4.833	3.787	82	2.407-4.433
TRANS21S-07	Cytomegalovirus (AD169)	Plasma	D1	3.960	69	3.104-4.833	3.787	82	2.407-4.433
TRANS21S-08	Epstein-Barr virus	Plasma	DS1_2	3.439	47	0.845-4.801	3.153	53	2.276-4.232
TRANS21S-09	Human herpes virus 6 (type A)	Plasma		3.887	60	2.246-5.708	4.123	26	2.700-5.386
TRANS21S-10	BK virus (type 1b-2)	Plasma		3.789	89	2.199-4.785	3.825	38	2.799-4.417

[1] **Sample Relationships:** Indicates the relationships of the samples within this challenge. The highest titre member of dilution series DS1 is indicated by DS1_1 and further members of the series as DS1_2, DS1_3 etc. in order of reducing titre. Additional dilution series are indicated by DS2 (e.g DS2_1, DS2_2 etc.), DS3 (e.g. DS3_1, DS3_2 etc.). If one duplicate pair is present this is indicated by 'D1'. Further duplicate pairs are indicated by 'D2', 'D3' etc.

[2] **Consensus (IU/ml or Copies/ml):** Mean consensus in IU/ml or Copies/ml for this sample as determined across 2021 datasets with outliers removed and the number of quantitative results (n) used to calculate this consensus (where there are a minimum of five available quantitative results).

[3] **Range:** Minimum and maximum quantitative values in IU/ml or Copies/ml for each panel member within the included datasets without outliers removed.

Individual Report		QCMD 2021 Transplantation EQA Programme					
Catalogue Code: QAM174198	Ref Code: TRANS21	Challenge: S	Analysis Type: Multiple Pathogen Quantitative	Dataset: 514117	Report UID: 2677/48425/4077	Laboratory CZ023	

EQA Assessment Group ^[1]	N/A (Refer to My Workflow details section below)
--	---

Your Summary Results (Core Samples)

Sample Code	Unitage ^[1]	EQA Consensus ^[2]	SD ^[3]	Your Quantitative Result ^[4]	Target included in workflows yes/no ^[5]	Expected Pathogen ID ^[6]	Reported Pathogen ID ^[7]
TRANS21S-01	Copies/ml	4.045	0.415	4.627	Yes	Adenovirus	Adenovirus
TRANS21S-02	Copies/ml	4.221	0.393	5.239	Yes	Adenovirus	Adenovirus
TRANS21S-03	Copies/ml	4.037	0.633	4.127	Yes	Epstein-Barr virus	Epstein-Barr virus
TRANS21S-04	IU/ml	3.236	0.253	3.260	Yes	B19 virus	B19 virus
TRANS21S-05	-	-	-	-	N/A		
TRANS21S-06	Copies/ml	3.960	0.326	4.072	Yes	Cytomegalovirus	Cytomegalovirus
TRANS21S-07	Copies/ml	3.960	0.326	4.093	Yes	Cytomegalovirus	Cytomegalovirus
TRANS21S-08	Copies/ml	3.439	0.545	3.363	Yes	Epstein-Barr virus	Epstein-Barr virus
TRANS21S-09	IU/ml	4.123	0.556	4.093	Yes	Human herpes virus 6	Human herpes virus 6
TRANS21S-10	IU/ml	3.825	0.348	4.132	Yes	BK virus	BK virus

[1] **Unitage:** The unitage (IU/ml or Copies/ml) you used to report your quantitative value.

[2] **EQA Consensus:** The mean consensus in your chosen unitage for this sample as determined across n 2020 datasets with outliers removed (refer to Panel Composition table above for the number and range of these values).

[3] **SD:** The standard deviation of results included in this group (refer to panel composition above).


[4] **Your Quantitative Result:** The quantitative result you returned for each sample within this EQA challenge.

[5] **Target included in the workflows yes/no:** Yes / No answer to whether the expected pathogen was tested for.

[6] **Expected Pathogen ID:** The pathogen(s) identification expected.

[7] **Reported Pathogen ID:** The final pathogen(s) identification you reported for each sample within this EQA challenge / distribution.

For further details please refer to the current participant manual.

Individual Report		QCMD 2021 Transplantation EQA Programme					
Catalogue Code: QAM174198	Ref Code: TRANS21	Challenge: S	Analysis Type: Multiple Pathogen Quantitative	Dataset: 514117	Report UID: 2677/48425/4077	Laboratory CZ023	


Multiple Pathogen Programme - Qualitative Assessment of Results



Results are categorised based on the workflow used and the pathogen(s) targeted as shown in the table below.

Expected Qualitative Result	Laboratory Reported Results						Result Category	Sample Weighting				
	Positive	Negative	Not Determined	Expected pathogen(s) included in workflow(s)		Expected pathogen(s) not included in workflow(s)		Frequently Detected (>95% positive)	Detected (Between 65 and 95% positive)	Infrequently Detected (Less than 65% positive)	Negative	
				Expected pathogen(s) detected	Expected pathogen(s) not detected							
Positive	✓			✓			Expected Pathogen Reported	Detected / Determined	0	0	0	N/A
Negative		✓					No pathogen reported	Detected / Determined	N/A	N/A	N/A	0
Negative	✓						False Positive	False Positive	3	3	3	N/A
Positive	✓					✓	Reported Pathogen(s) not as expected	False Positive	3	3	3	N/A
Positive	✓						Reported Pathogen(s) not as expected	False Positive	3	3	3	N/A
Positive or Negative			✓				Result reported as not determined	Not Determined	3	2	1	N/A
Positive		✓					No pathogen reported	False Negative	3	2	1	N/A
Positive		✓				✓	Expected pathogen not tested for	Not Tested	Not Scored	Not Scored	Not Scored	N/A




My Workflow Details:

Name	GeneProof Cytomegalovirus (CMV) PCR Kit (copy) (v4)
Description	
Targets	 cytomegalovirus

Individual Report		QCMD 2021 Transplantation EQA Programme			 <small>Quality Control for Molecular Diagnostics</small>	
Catalogue Code: QAM174198	Ref Code: TRANS21	Challenge: S	Analysis Type: Multiple Pathogen Quantitative	Dataset: 514117	Report UID: 2677/48425/4077	Laboratory CZ023


Assays	 <i>Extraction</i> - Manual Extraction Process <ul style="list-style-type: none"> Commercial <ul style="list-style-type: none"> Kit Manufacturer: <i>GeneProof</i> Kit Type: <i>PathogenFree DNA Isolation Kit</i>
	 <i>Amplification</i> - GeneProof - croBEE Real-Time PCR System <ul style="list-style-type: none"> Commercial <ul style="list-style-type: none"> Kit Manufacturer: <i>GeneProof</i> Kit Type: <i>GeneProof Cytomegalovirus (CMV) PCR Kit</i> Kit Version: <i>Not Applicable</i>



Used to test samples:	TRANS21S-01, TRANS21S-02, TRANS21S-03, TRANS21S-04, TRANS21S-05, TRANS21S-06, TRANS21S-07, TRANS21S-08, TRANS21S-09, TRANS21S-10
------------------------------	--

Name	Adenovirus PCR Kit (v3)
Description	
Targets	 adenovirus
Assays	 <i>Extraction</i> - Manual Extraction Process <ul style="list-style-type: none"> Commercial <ul style="list-style-type: none"> Kit Manufacturer: <i>GeneProof</i> Kit Type: <i>PathogenFree DNA Isolation Kit</i>
	 <i>Amplification</i> - GeneProof - croBEE Real-Time PCR System <ul style="list-style-type: none"> Commercial <ul style="list-style-type: none"> Kit Manufacturer: <i>GeneProof</i> Kit Type: <i>Adenovirus PCR Kit</i> Kit Version: <i>ISEX</i>




Used to test samples:	TRANS21S-01, TRANS21S-02, TRANS21S-03, TRANS21S-04, TRANS21S-05, TRANS21S-06, TRANS21S-07, TRANS21S-08, TRANS21S-09, TRANS21S-10
------------------------------	--

Name	BK Virus (BKV) PCR Kit (v3)
Description	
Targets	 BK virus

Individual Report		QCMD 2021 Transplantation EQA Programme			 <small>Quality Control for Molecular Diagnostics</small>	
Catalogue Code: QAM174198	Ref Code: TRANS21	Challenge: S	Analysis Type: Multiple Pathogen Quantitative	Dataset: 514117	Report UID: 2677/48425/4077	Laboratory CZ023


Assays	<ul style="list-style-type: none">  <i>Extraction</i> - Manual Extraction Process <ul style="list-style-type: none"> ● Commercial <ul style="list-style-type: none"> ○ Kit Manufacturer: <i>GeneProof</i> ○ Kit Type: <i>PathogenFree DNA Isolation Kit</i>  <i>Amplification</i> - GeneProof - croBEE Real-Time PCR System <ul style="list-style-type: none"> ● Commercial <ul style="list-style-type: none"> ○ Kit Manufacturer: <i>GeneProof</i> ○ Kit Type: <i>BK Virus (BKV) PCR Kit</i> ○ Kit Version: <i>ISEX</i>
---------------	---



Used to test samples:	TRANS21S-01, TRANS21S-02, TRANS21S-03, TRANS21S-04, TRANS21S-05, TRANS21S-06, TRANS21S-07, TRANS21S-08, TRANS21S-09, TRANS21S-10
-----------------------	--

Name	GeneProof Epstein-Barr Virus (EBV) PCR Kit (v4)
Description	
Targets	 Epstein-Barr virus
Assays	<ul style="list-style-type: none">  <i>Extraction</i> - Manual Extraction Process <ul style="list-style-type: none"> ● Commercial <ul style="list-style-type: none"> ○ Kit Manufacturer: <i>GeneProof</i> ○ Kit Type: <i>PathogenFree DNA Isolation Kit</i>  <i>Amplification</i> - GeneProof - croBEE Real-Time PCR System <ul style="list-style-type: none"> ● Commercial <ul style="list-style-type: none"> ○ Kit Manufacturer: <i>GeneProof</i> ○ Kit Type: <i>GeneProof GeneProof Epstein-Barr Virus (EBV) PCR kit</i> ○ Kit Version: <i>Not Applicable</i>




Used to test samples:	TRANS21S-01, TRANS21S-02, TRANS21S-03, TRANS21S-04, TRANS21S-05, TRANS21S-06, TRANS21S-07, TRANS21S-08, TRANS21S-09, TRANS21S-10
-----------------------	--

Name	GeneProof Parvovirus B19 PCR Kit (v4)
Description	
Targets	 B19 virus

Individual Report		QCMD 2021 Transplantation EQA Programme			 <small>Quality Control for Molecular Diagnostics</small>	
Catalogue Code: QAM174198	Ref Code: TRANS21	Challenge: S	Analysis Type: Multiple Pathogen Quantitative	Dataset: 514117	Report UID: 2677/48425/4077	Laboratory CZ023

Assays	<ul style="list-style-type: none">  <i>Extraction</i> - Manual Extraction Process <ul style="list-style-type: none"> ● Commercial <ul style="list-style-type: none"> ○ Kit Manufacturer: <i>GeneProof</i> ○ Kit Type: <i>PathogenFree DNA Isolation Kit</i>  <i>Amplification</i> - GeneProof - croBEE Real-Time PCR System <ul style="list-style-type: none"> ● Commercial <ul style="list-style-type: none"> ○ Kit Manufacturer: <i>GeneProof</i> ○ Kit Type: <i>Parvovirus B19 PCR Kit</i> ○ Kit Version: <i>ISEX</i>
---------------	---


Used to test samples:	TRANS21S-01, TRANS21S-02, TRANS21S-03, TRANS21S-04, TRANS21S-05, TRANS21S-06, TRANS21S-07, TRANS21S-08, TRANS21S-09, TRANS21S-10
------------------------------	--

Name	GeneProof Human Herpes Virus 6/7 (HHV-6/7) PCR kit (v2)
Description	
Targets	 human herpes virus 6
Assays	<ul style="list-style-type: none">  <i>Extraction</i> - Manual Extraction Process <ul style="list-style-type: none"> ● Commercial <ul style="list-style-type: none"> ○ Kit Manufacturer: <i>GeneProof</i> ○ Kit Type: <i>PathogenFree DNA Isolation Kit</i>  <i>Amplification</i> - GeneProof - croBEE Real-Time PCR System <ul style="list-style-type: none"> ● Commercial <ul style="list-style-type: none"> ○ Kit Manufacturer: <i>GeneProof</i> ○ Kit Type: <i>Human Herpes Virus 6/7 (HHV-6/7) PCR Kit</i> ○ Kit Version: <i>ISEX</i>

Used to test samples:	TRANS21S-01, TRANS21S-02, TRANS21S-03, TRANS21S-04, TRANS21S-05, TRANS21S-06, TRANS21S-07, TRANS21S-08, TRANS21S-09, TRANS21S-10
------------------------------	--

Further Programme Details

Number of Participants	43
Number of Countries	15
Number of Respondents	37
Number of Datasets Submitted	41

Individual Report		QCMD 2021 Transplantation EQA Programme				
Catalogue Code: QAM174198	Ref Code: TRANS21	Challenge: S	Analysis Type: Multiple Pathogen Quantitative	Dataset: 514117	Report UID: 2677/48425/4077	Laboratory CZ023

EQA Programme Aims

The viral transplant EQA programme focuses on the molecular detection and determination of various cytomegalovirus, Epstein-Barr virus, human herpes virus 6, BK virus, B19 virus and adenovirus strains.

Feedback and Enquiries

Participants are encouraged to read the QCMD Participants' Manual, which can be downloaded from the QCMD website.

Any enquiries should be submitted through the 'Contact Us' form that you can find in the 'Help' section of your QCMD (ITEMS) Participant Profile Area.

Panel member analysis is separated into CORE samples followed by EDUCATIONAL samples.

Individual Panel Member Analysis (Core Samples)

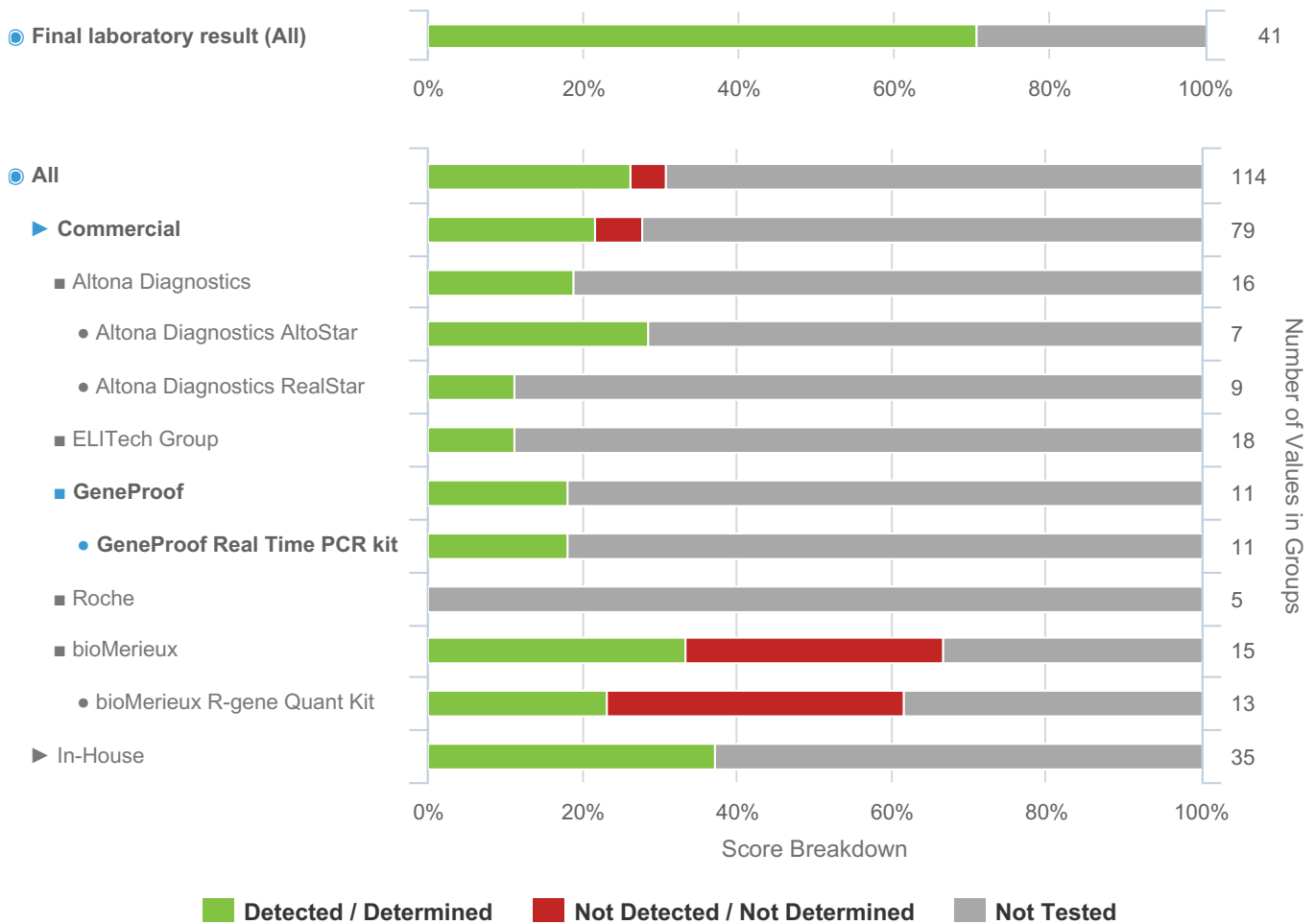
Qualitative analysis for each panel member is provided in relation to your EQA assessment group. EQA assessment groups are established using the molecular workflow information reported by all participants within this EQA challenge / distribution.

To allow meaningful assessment at the individual method level the EQA assessment group must consist of 5 or more datasets. If there are not sufficient datasets at the individual method level then your results will be included within a higher EQA assessment group based on whether it is a commercial or in house technology/method. The highest level assessment grouping is "All" participant reported qualitative results.

A breakdown of qualitative results reported for all workflows used by participants on each of the panel members within this EQA challenge / distribution is provided below. Note: participants may use multiple workflows for each sample.

The final laboratory result indicates the final reported result which may be based on one or more workflows used to test each panel member.

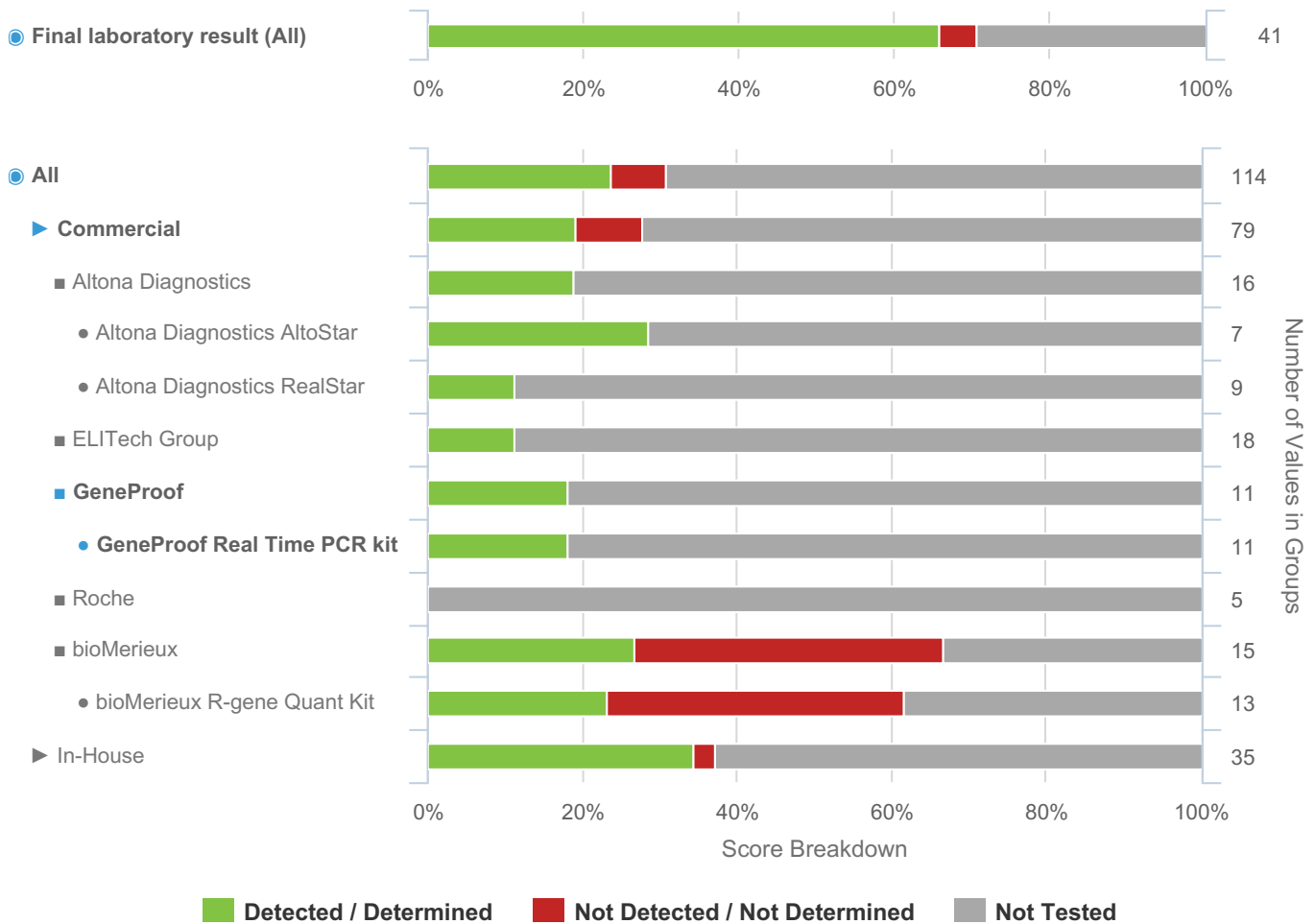
Sample Code	Sample Content	Matrix	Sample Relationships	Expected targets	Detected / Determined		Not Detected / Not Determined		Not Tested	
					(%)	(n)	(%)	(n)	(%)	(n)
TRANS21S-01	Adenovirus (Type 1)	Transport Medium		Adenovirus	70.7	29	N/A	0	29.3	12



Groups below n=5: Abbott (n=3), Abbott - Abbott RealTime m2000 (n=3), PathoFinder (n=2), PathoFinder - PathoFinder Real Time PCR (n=2), QIAGEN (n=1), QIAGEN - QIAGEN Artus Real Time (n=1), Roche - Roche Cobas 4800 (n=4), Roche - Roche Cobas 6800/8800 (n=1), Sacace (n=1), Sacace - Sacace Real TM (n=1), Seegene (n=3), Seegene - Seegene Allplex (n=3), TIB MOLBIOL (n=1), TIB MOLBIOL - TIB-MolBiol LightMix (n=1), Vela Diagnostics (n=2), Vela Diagnostics - Vela Dx Sentosa (n=2), bioMerieux - bioMerieux Primers/Probes (n=2), fast-track DIAGNOSTICS (n=1), fast-track DIAGNOSTICS - FTD real time PCR (n=1)

Groups Rolled Up: ELITech Group - Elitech Elite Real Time kit (n=18), In-House - Real-time In-House PCR (n=35)

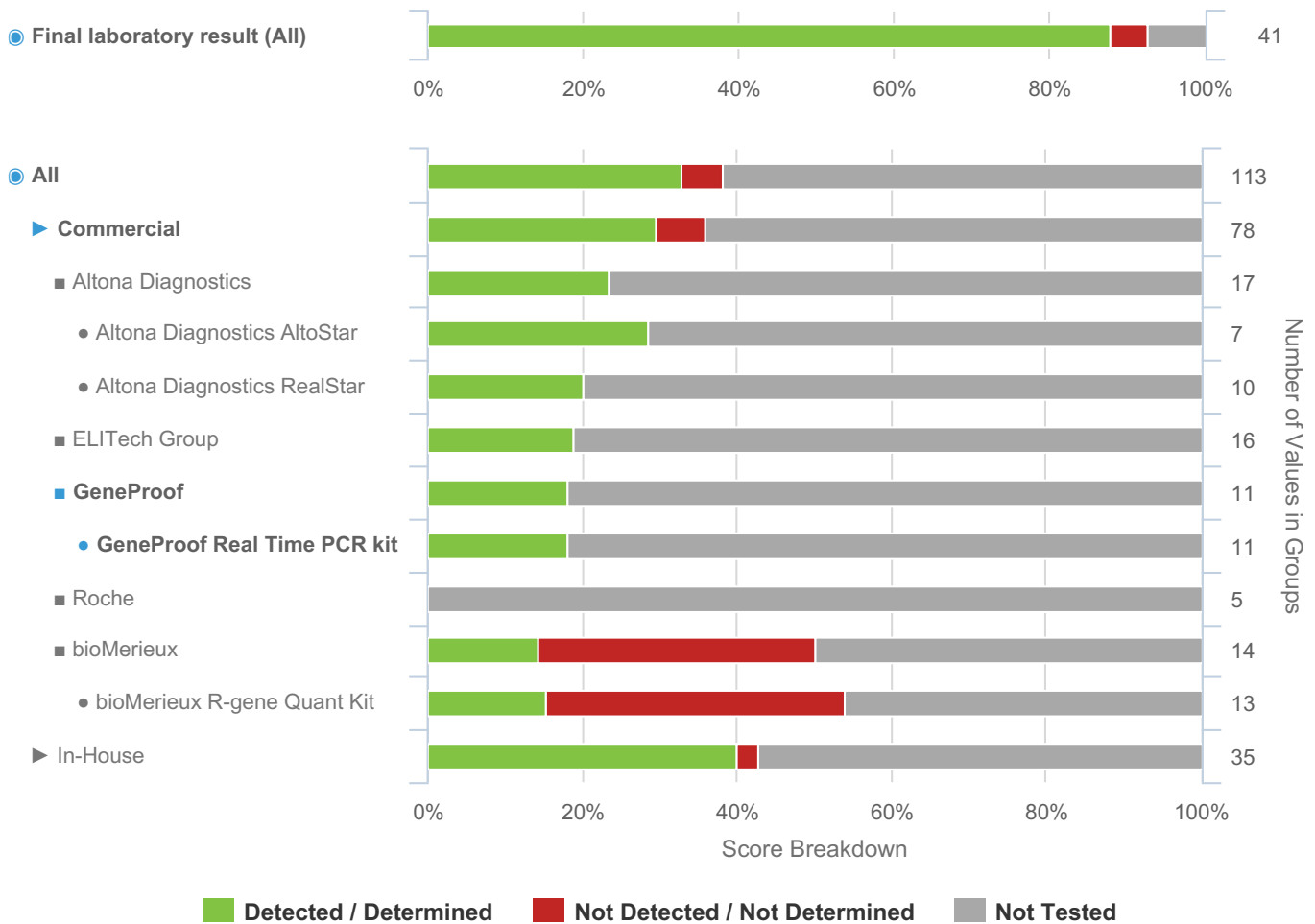
Sample Code	Sample Content	Matrix	Sample Relationships	Expected targets	Detected / Determined		Not Detected / Not Determined		Not Tested	
					(%)	(n)	(%)	(n)	(%)	(n)
TRANS21S-02	Adenovirus (type 12)	Transport Medium		Adenovirus	65.9	27	4.9	2	29.3	12



Groups below n=5: Abbott (n=3), Abbott - Abbott RealTime m2000 (n=3), PathoFinder (n=2), PathoFinder - PathoFinder Real Time PCR (n=2), QIAGEN (n=1), QIAGEN - QIAGEN Artus Real Time (n=1), Roche - Roche Cobas 4800 (n=4), Roche - Roche Cobas 6800/8800 (n=1), Sacace (n=1), Sacace - Sacace Real TM (n=1), Seegene (n=3), Seegene - Seegene Allplex (n=3), TIB MOLBIOL (n=1), TIB MOLBIOL - TIB-MolBiol LightMix (n=1), Vela Diagnostics (n=2), Vela Diagnostics - Vela Dx Sentosa (n=2), bioMerieux - bioMerieux Primers/Probes (n=2), fast-track DIAGNOSTICS (n=1), fast-track DIAGNOSTICS - FTD real time PCR (n=1)

Groups Rolled Up: ELITech Group - Elitech Elite Real Time kit (n=18), In-House - Real-time In-House PCR (n=35)

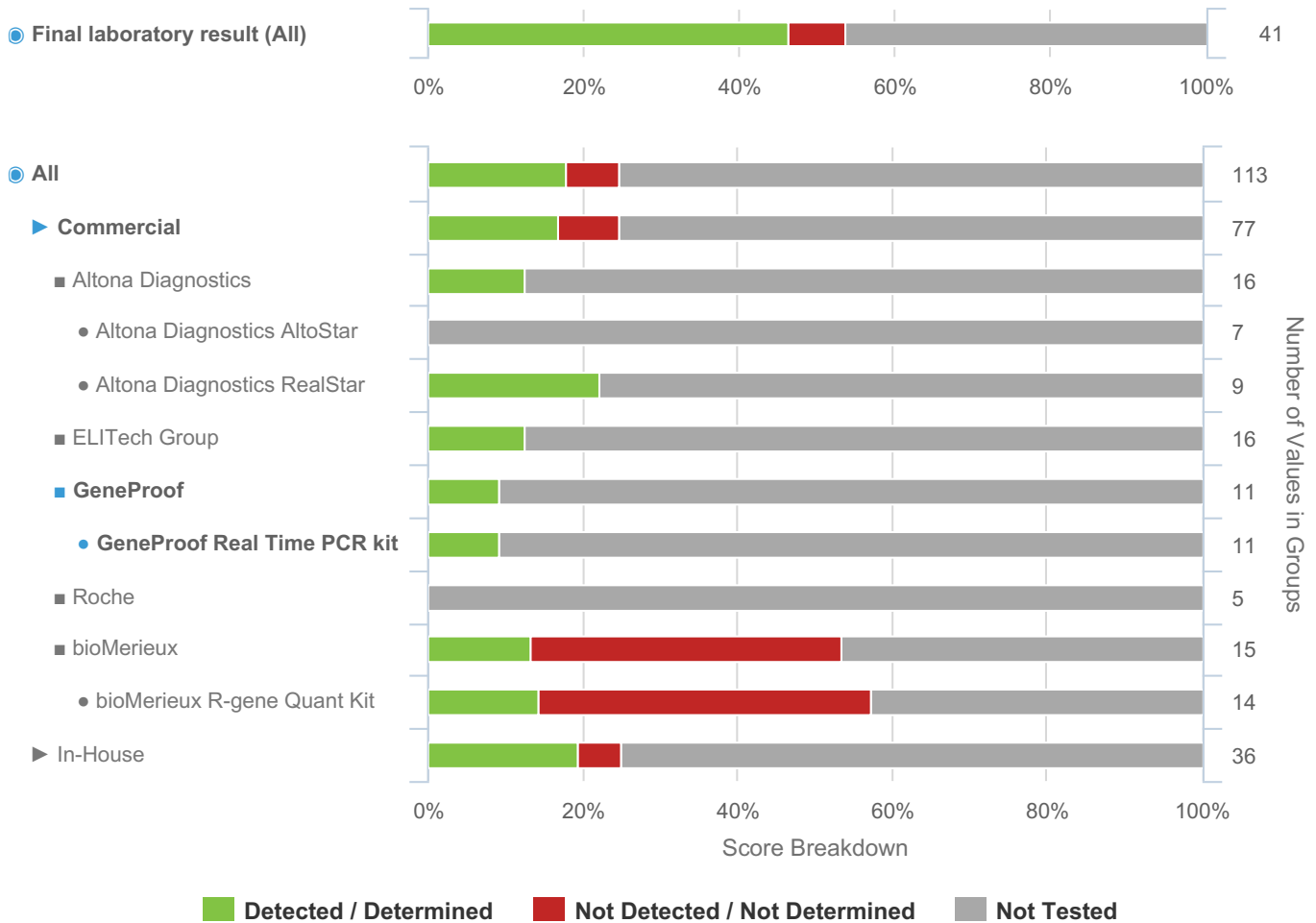
Sample Code	Sample Content	Matrix	Sample Relationships	Expected targets	Detected / Determined		Not Detected / Not Determined		Not Tested	
					(%)	(n)	(%)	(n)	(%)	(n)
TRANS21S-03	Epstein-Barr virus	Plasma	DS1_1	Epstein-Barr virus	87.8	36	4.9	2	7.3	3



Groups below n=5: Abbott (n=4), Abbott - Abbott RealTime m2000 (n=4), PathoFinder (n=2), PathoFinder - PathoFinder Real Time PCR (n=2), QIAGEN (n=1), QIAGEN - QIAGEN Artus Real Time (n=1), Roche - Roche Cobas 4800 (n=4), Roche - Roche Cobas 6800/8800 (n=1), Sacace (n=1), Sacace - Sacace Real TM (n=1), Seegene (n=3), Seegene - Seegene Allplex (n=3), TIB MOLBIOL (n=1), TIB MOLBIOL - TIB-MolBiol LightMix (n=1), Vela Diagnostics (n=2), Vela Diagnostics - Vela Dx Sentosa (n=2), bioMerieux - bioMerieux Primers/Probes (n=1), fast-track DIAGNOSTICS (n=1), fast-track DIAGNOSTICS - FTD real time PCR (n=1)


Groups Rolled Up: ELITech Group - Elitech Elite Real Time kit (n=16), In-House - Real-time In-House PCR (n=35)

Sample Code	Sample Content	Matrix	Sample Relationships	Expected targets	Detected / Determined		Not Detected / Not Determined		Not Tested	
					(%)	(n)	(%)	(n)	(%)	(n)
TRANS21S-04	B19 virus (Type 1)	Plasma		B19 virus	46.3	19	7.3	3	46.3	19

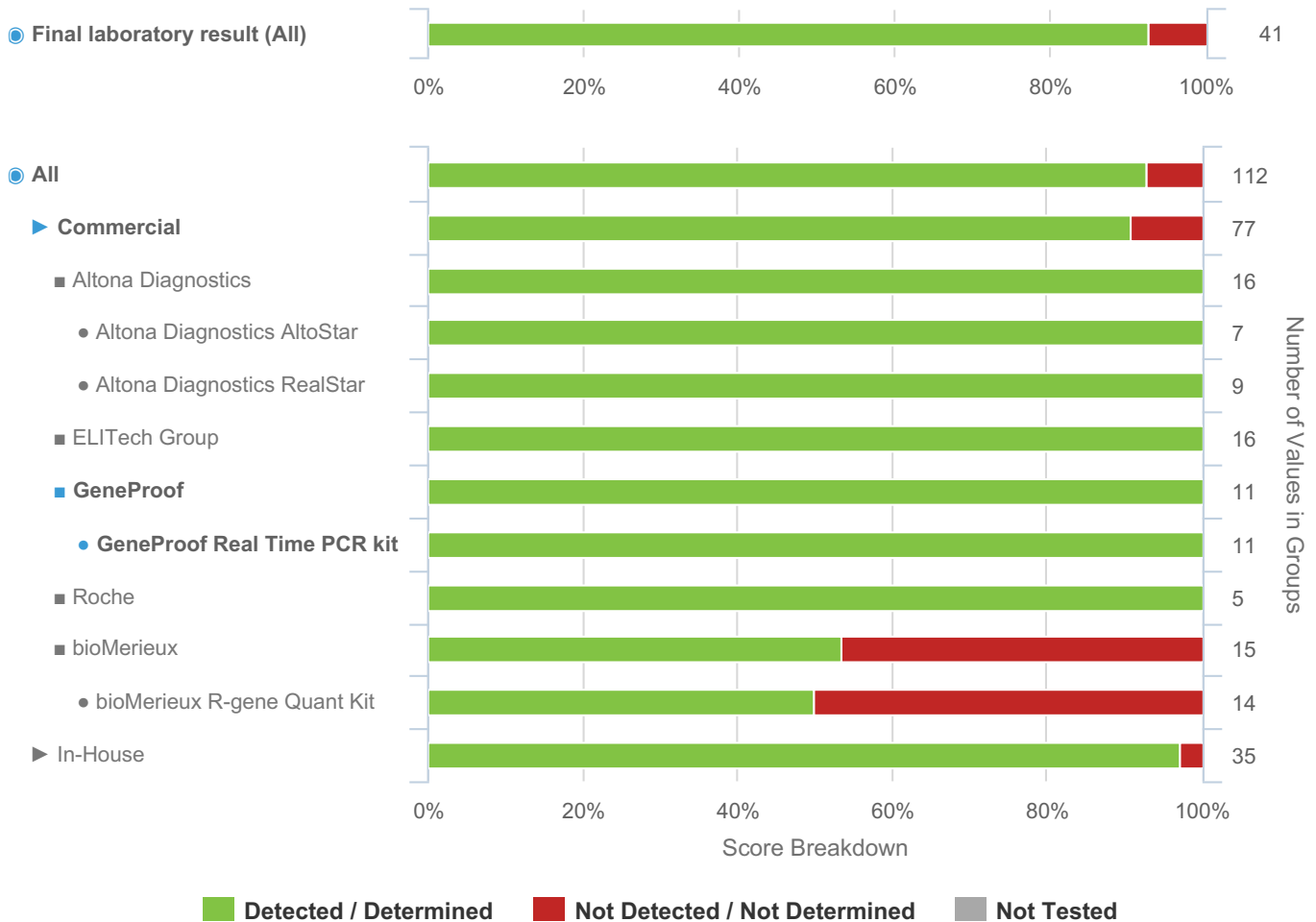


Groups below n=5: Abbott (n=3), Abbott - Abbott RealTime m2000 (n=3), PathoFinder (n=2), PathoFinder - PathoFinder Real Time PCR (n=2), QIAGEN (n=1), QIAGEN - QIAGEN Artus Real Time (n=1), Roche - Roche Cobas 4800 (n=4), Roche - Roche Cobas 6800/8800 (n=1), Sacace (n=1), Sacace - Sacace Real TM (n=1), Seegene (n=3), Seegene - Seegene Allplex (n=3), TIB MOLBIOL (n=1), TIB MOLBIOL - TIB-MolBiol LightMix (n=1), Vela Diagnostics (n=2), Vela Diagnostics - Vela Dx Sentosa (n=2), bioMerieux - bioMerieux Primers/Probes (n=1), fast-track DIAGNOSTICS (n=1), fast-track DIAGNOSTICS - FTD real time PCR (n=1)

Groups Rolled Up: ELITech Group - Elitech Elite Real Time kit (n=16), In-House - Real-time In-House PCR (n=36)

Individual Report		QCMD 2021 Transplantation EQA Programme			 Quality Control for Molecular Diagnostics		
Catalogue Code: QAM174198	Ref Code: TRANS21	Challenge: S	Analysis Type: Multiple Pathogen Quantitative	Dataset: 514117	Report UID: 2677/48425/4077	Laboratory CZ023	

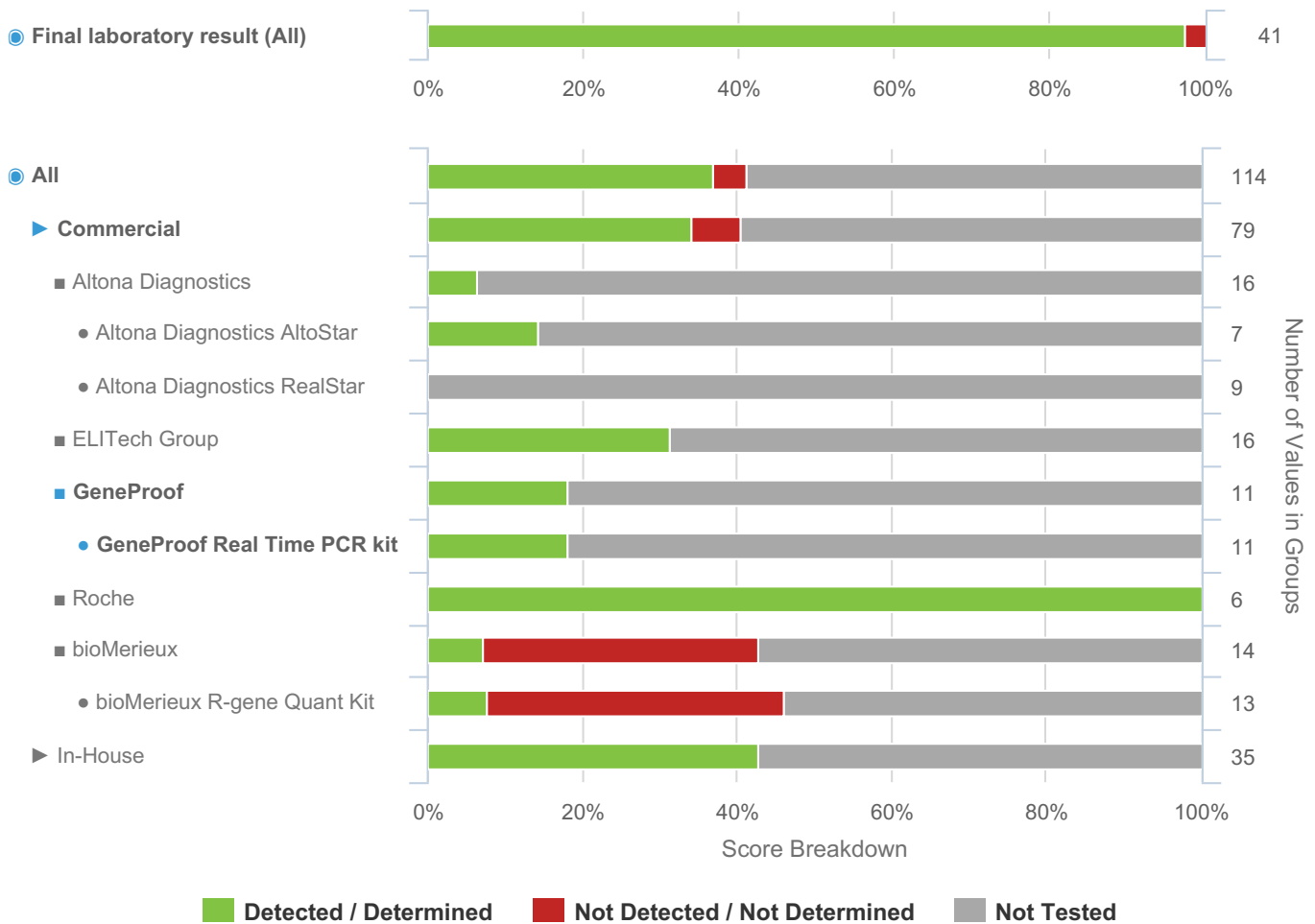
Sample Code	Sample Content	Matrix	Sample Relationships	Expected targets	Detected / Determined		Not Detected / Not Determined		Not Tested	
					(%)	(n)	(%)	(n)	(%)	(n)
TRANS21S-05	Negative	Plasma			92.7	38	7.3	3	N/A	0



Groups below n=5: Abbott (n=3), Abbott - Abbott RealTime m2000 (n=3), PathoFinder (n=2), PathoFinder - PathoFinder Real Time PCR (n=2), QIAGEN (n=1), QIAGEN - QIAGEN Artus Real Time (n=1), Roche - Roche Cobas 4800 (n=4), Roche - Roche Cobas 6800/8800 (n=1), Sacace (n=1), Sacace - Sacace Real TM (n=1), Seegene (n=3), Seegene - Seegene Allplex (n=3), TIB MOLBIOL (n=1), TIB MOLBIOL - TIB-MolBiol LightMix (n=1), Vela Diagnostics (n=2), Vela Diagnostics - Vela Dx Sentosa (n=2), bioMerieux - bioMerieux Primers/Probes (n=1), fast-track DIAGNOSTICS (n=1), fast-track DIAGNOSTICS - FTD real time PCR (n=1)


Groups Rolled Up: ELITech Group - Elitech Elite Real Time kit (n=16), In-House - Real-time In-House PCR (n=35)

Sample Code	Sample Content	Matrix	Sample Relationships	Expected targets	Detected / Determined		Not Detected / Not Determined		Not Tested	
					(%)	(n)	(%)	(n)	(%)	(n)
TRANS21S-06	Cytomegalovirus (AD169)	Plasma	D1	Cytomegalovirus	97.6	40	2.4	1	N/A	0

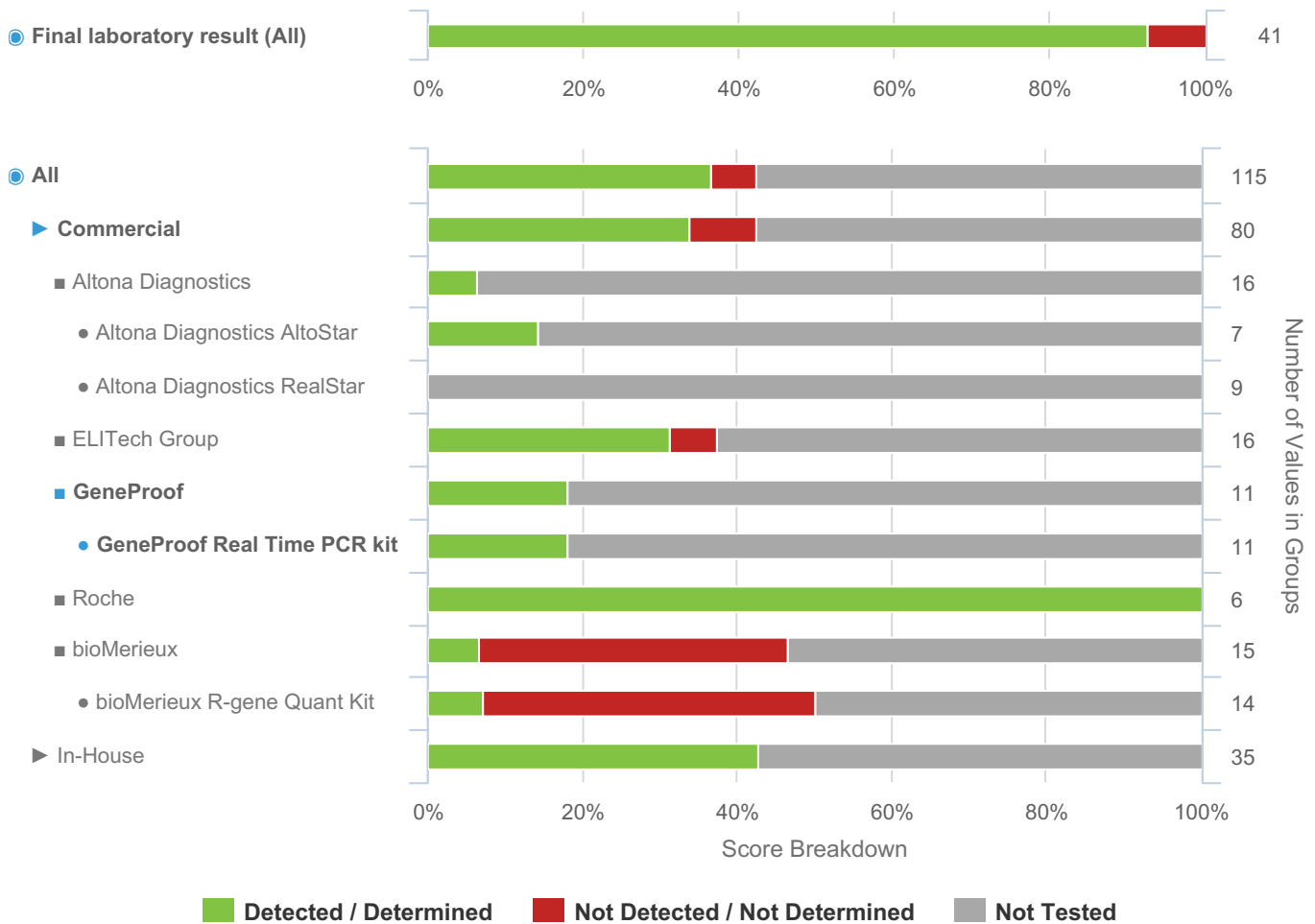


Groups below n=5: Abbott (n=4), Abbott - Abbott RealTime m2000 (n=4), PathoFinder (n=2), PathoFinder - PathoFinder Real Time PCR (n=2), QIAGEN (n=2), QIAGEN - QIAGEN Artus Real Time (n=1), QIAGEN - Qiagen NeuMoDx (n=1), Roche - Roche Cobas 4800 (n=4), Roche - Roche Cobas 6800/8800 (n=2), Sacace (n=1), Sacace - Sacace Real TM (n=1), Seegene (n=3), Seegene - Seegene Allplex (n=3), TIB MOLBIOL (n=1), TIB MOLBIOL - TIB-MolBiol LightMix (n=1), Vela Diagnostics (n=2), Vela Diagnostics - Vela Dx Sentosa (n=2), bioMerieux - bioMerieux Primers/Probes (n=1), fast-track DIAGNOSTICS (n=1), fast-track DIAGNOSTICS - FTD real time PCR (n=1)

Groups Rolled Up: ELITech Group - Elitech Elite Real Time kit (n=16), In-House - Real-time In-House PCR (n=35)

Individual Report		QCMD 2021 Transplantation EQA Programme			 Quality Control for Molecular Diagnostics		
Catalogue Code: QAM174198	Ref Code: TRANS21	Challenge: S	Analysis Type: Multiple Pathogen Quantitative	Dataset: 514117	Report UID: 2677/48425/4077	Laboratory CZ023	

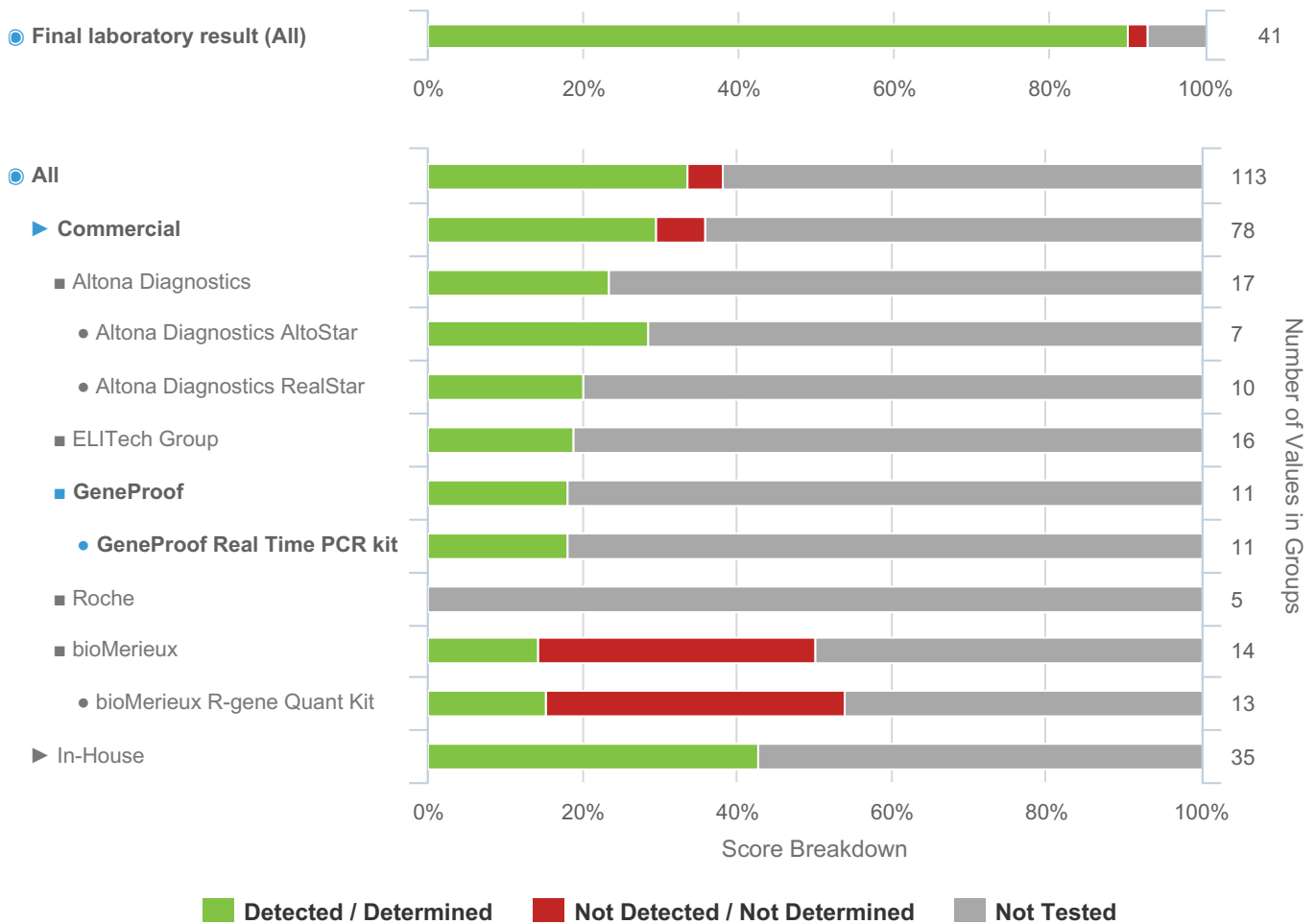
Sample Code	Sample Content	Matrix	Sample Relationships	Expected targets	Detected / Determined		Not Detected / Not Determined		Not Tested	
					(%)	(n)	(%)	(n)	(%)	(n)
TRANS21S-07	Cytomegalovirus (AD169)	Plasma	D1	Cytomegalovirus	92.7	38	7.3	3	N/A	0



Groups below n=5: Abbott (n=4), Abbott - Abbott RealTime m2000 (n=4), PathoFinder (n=2), PathoFinder - PathoFinder Real Time PCR (n=2), QIAGEN (n=2), QIAGEN - QIAGEN Artus Real Time (n=1), QIAGEN - Qiagen NeuMoDx (n=1), Roche - Roche Cobas 4800 (n=4), Roche - Roche Cobas 6800/8800 (n=2), Sacace (n=1), Sacace - Sacace Real TM (n=1), Seegene (n=3), Seegene - Seegene Allplex (n=3), TIB MOLBIOL (n=1), TIB MOLBIOL - TIB-MolBiol LightMix (n=1), Vela Diagnostics (n=2), Vela Diagnostics - Vela Dx Sentosa (n=2), bioMerieux - bioMerieux Primers/Probes (n=1), fast-track DIAGNOSTICS (n=1), fast-track DIAGNOSTICS - FTD real time PCR (n=1)

Groups Rolled Up: ELITech Group - Elitech Elite Real Time kit (n=16), In-House - Real-time In-House PCR (n=35)

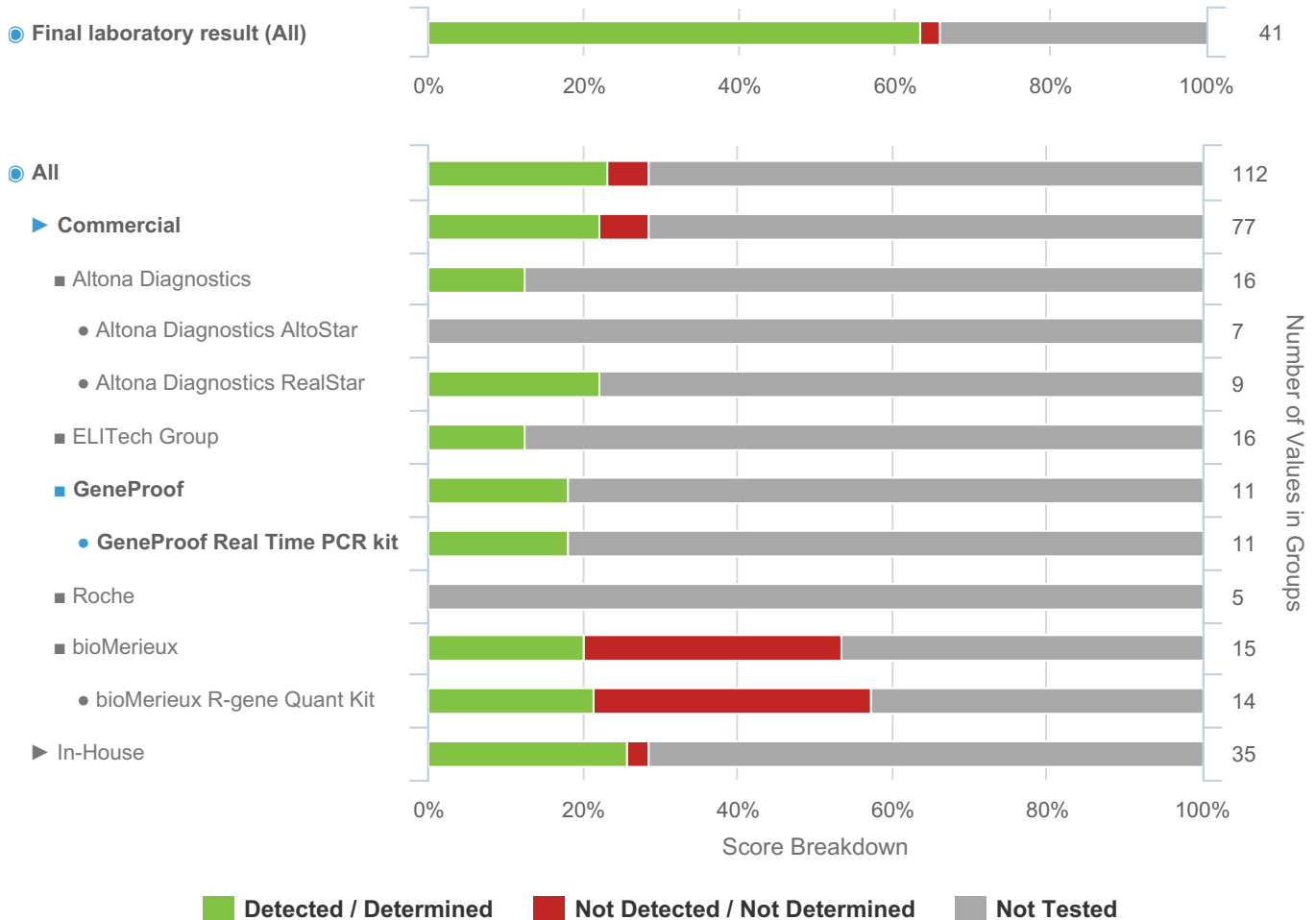
Sample Code	Sample Content	Matrix	Sample Relationships	Expected targets	Detected / Determined		Not Detected / Not Determined		Not Tested	
					(%)	(n)	(%)	(n)	(%)	(n)
TRANS21S-08	Epstein-Barr virus	Plasma	DS1_2	Epstein-Barr virus	90.2	37	2.4	1	7.3	3



Groups below n=5: Abbott (n=4), Abbott - Abbott RealTime m2000 (n=4), PathoFinder (n=2), PathoFinder - PathoFinder Real Time PCR (n=2), QIAGEN (n=1), QIAGEN - QIAGEN Artus Real Time (n=1), Roche - Roche Cobas 4800 (n=4), Roche - Roche Cobas 6800/8800 (n=1), Sacace (n=1), Sacace - Sacace Real TM (n=1), Seegene (n=3), Seegene - Seegene Allplex (n=3), TIB MOLBIOL (n=1), TIB MOLBIOL - TIB-MolBiol LightMix (n=1), Vela Diagnostics (n=2), Vela Diagnostics - Vela Dx Sentosa (n=2), bioMerieux - bioMerieux Primers/Probes (n=1), fast-track DIAGNOSTICS (n=1), fast-track DIAGNOSTICS - FTD real time PCR (n=1)

Groups Rolled Up: ELITech Group - Elitech Elite Real Time kit (n=16), In-House - Real-time In-House PCR (n=35)

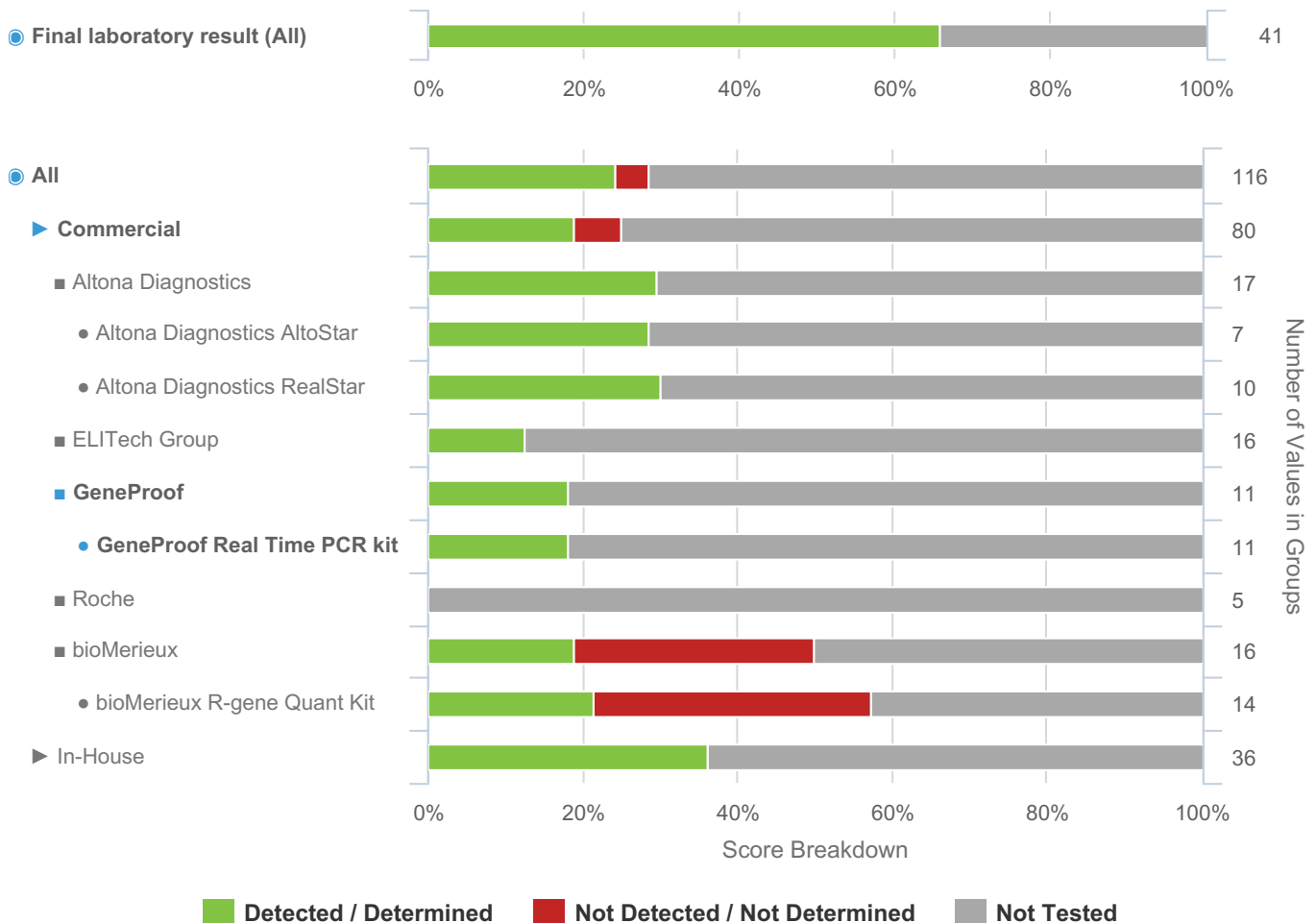
Sample Code	Sample Content	Matrix	Sample Relationships	Expected targets	Detected / Determined		Not Detected / Not Determined		Not Tested	
					(%)	(n)	(%)	(n)	(%)	(n)
TRANS21S-09	Human herpes virus 6 (type A)	Plasma		Human herpes virus 6	63.4	26	2.4	1	34.1	14



Groups below n=5: Abbott (n=3), Abbott - Abbott RealTime m2000 (n=3), PathoFinder (n=2), PathoFinder - PathoFinder Real Time PCR (n=2), QIAGEN (n=1), QIAGEN - QIAGEN Artus Real Time (n=1), Roche - Roche Cobas 4800 (n=4), Roche - Roche Cobas 6800/8800 (n=1), Sacace (n=1), Sacace - Sacace Real TM (n=1), Seegene (n=3), Seegene - Seegene Allplex (n=3), TIB MOLBIOL (n=1), TIB MOLBIOL - TIB-MolBiol LightMix (n=1), Vela Diagnostics (n=2), Vela Diagnostics - Vela Dx Sentosa (n=2), bioMerieux - bioMerieux Primers/Probes (n=1), fast-track DIAGNOSTICS (n=1), fast-track DIAGNOSTICS - FTD real time PCR (n=1)


Groups Rolled Up: ELITech Group - Elitech Elite Real Time kit (n=16), In-House - Real-time In-House PCR (n=35)

Sample Code	Sample Content	Matrix	Sample Relationships	Expected targets	Detected / Determined		Not Detected / Not Determined		Not Tested	
					(%)	(n)	(%)	(n)	(%)	(n)
TRANS21S-10	BK virus (type 1b-2)	Plasma		BK virus	65.9	27	N/A	0	34.1	14



Groups below n=5: Abbott (n=3), Abbott - Abbott RealTime m2000 (n=3), PathoFinder (n=2), PathoFinder - PathoFinder Real Time PCR (n=2), QIAGEN (n=2), QIAGEN - QIAGEN Artus Real Time (n=1), QIAGEN - Qiagen NeuMoDx (n=1), Roche - Roche Cobas 4800 (n=4), Roche - Roche Cobas 6800/8800 (n=1), Sacace (n=1), Sacace - Sacace Real TM (n=1), Seegene (n=3), Seegene - Seegene Allplex (n=3), TIB MOLBIOL (n=1), TIB MOLBIOL - TIB-MolBiol LightMix (n=1), Vela Diagnostics (n=2), Vela Diagnostics - Vela Dx Sentosa (n=2), bioMerieux - bioMerieux Primers/Probes (n=2), fast-track DIAGNOSTICS (n=1), fast-track DIAGNOSTICS - FTD real time PCR (n=1)

Groups Rolled Up: ELITech Group - Elitech Elite Real Time kit (n=16), In-House - Real-time In-House PCR (n=36)

Individual Report		QCMD 2021 Transplantation EQA Programme				
Catalogue Code: QAM174198	Ref Code: TRANS21	Challenge: S	Analysis Type: Multiple Pathogen Quantitative	Dataset: 514117	Report UID: 2677/48425/4077	Laboratory: CZ023

QCMD © 2022. The QCMD EQA programme samples, associated reports and data generated during this programme are intended for External Quality Assessment (EQA) and Proficiency Testing (PT) purposes only. QCMD operates according to a strict Code of Practice which is in line with ISO/IEC 17043 and associated standards. Data reported in QCMD programmes is representative of a laboratory's standard diagnostic testing protocols irrespective of the technology they use. The data provided in the reports are based on technical information provided by the individual laboratories as part of the assessment process, as such it does not constitute a formal technology method comparison. All text and images produced by QCMD are the property of QCMD unless otherwise stated. The reproduction and use of these materials is not permitted without the express written consent of QCMD. The use of the information provided in QCMD reports for commercial purposes is strictly prohibited.